



## LCFF Budget Overview for Parents

Local Educational Agency (LEA) Name: Sherman Thomas Charter School

CDS Code: 20652430100016

School Year: 2022-23

LEA contact information:

Tera Napier

Deputy Director

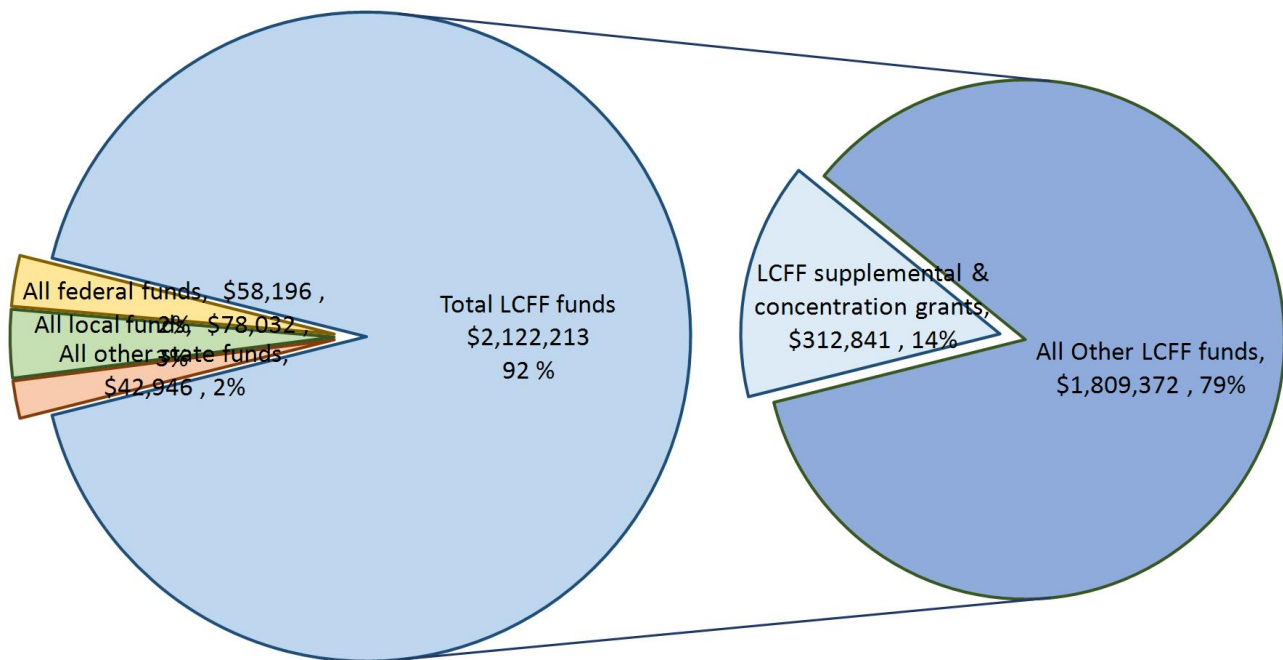
[tnapier@mystcs.org](mailto:tnapier@mystcs.org)

5596756613

School districts receive funding from different sources: state funds under the Local Control Funding Formula (LCFF), other state funds, local funds, and federal funds. LCFF funds include a base level of funding for all LEAs and extra funding - called "supplemental and concentration" grants - to LEAs based on the enrollment of high needs students (foster youth, English learners, and low-income students).

## Budget Overview for the 2022-23 School Year

## Projected Revenue by Fund Source

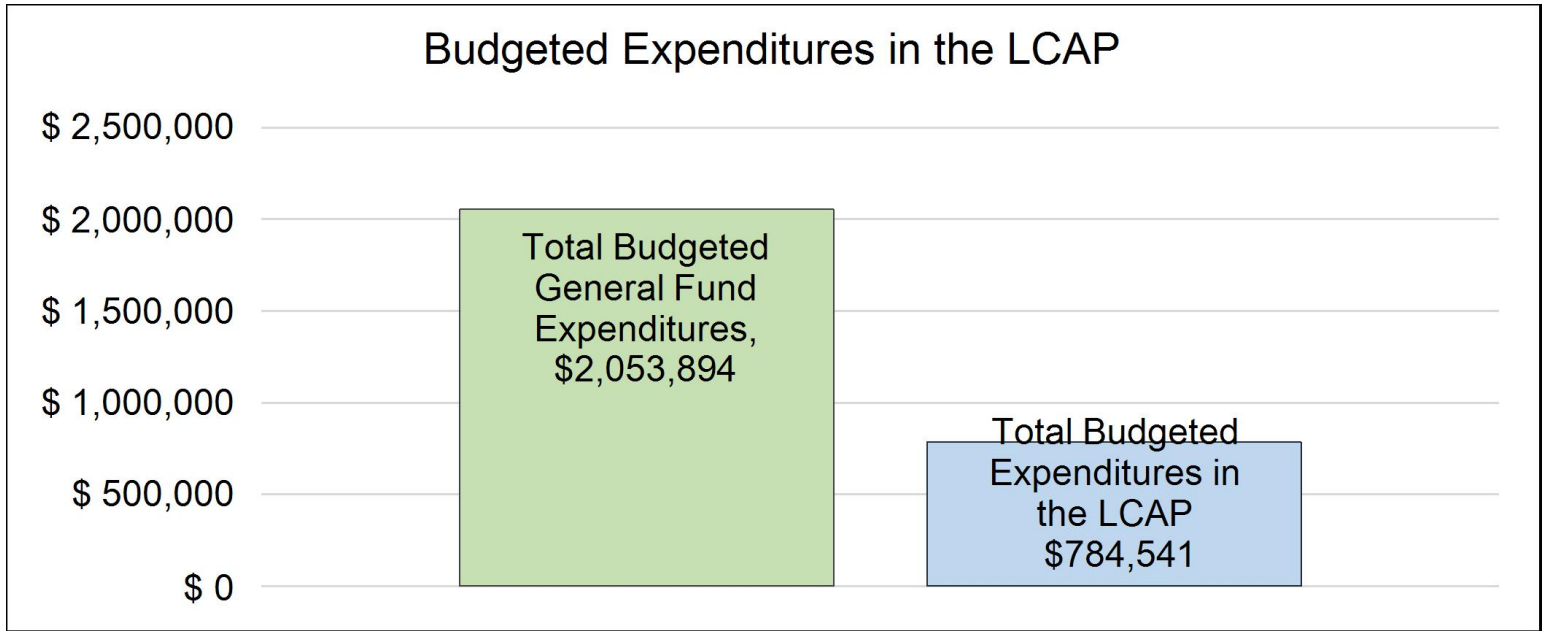


This chart shows the total general purpose revenue Sherman Thomas Charter School expects to receive in the coming year from all sources.

The text description for the above chart is as follows: The total revenue projected for Sherman Thomas Charter School is \$2,556,032.00, of which \$2,122,213.00 is Local Control Funding Formula (LCFF), \$42,946.00 is other state funds, \$78,032.00 is local funds, and \$58,196.00 is federal funds. Of the \$2,122,213.00 in LCFF Funds, \$312,841.00 is generated based on the enrollment of high needs students (foster youth, English learner, and low-income students).

# LCFF Budget Overview for Parents

The LCFF gives school districts more flexibility in deciding how to use state funds. In exchange, school districts must work with parents, educators, students, and the community to develop a Local Control and Accountability Plan (LCAP) that shows how they will use these funds to serve students.



This chart provides a quick summary of how much Sherman Thomas Charter School plans to spend for 2022-23. It shows how much of the total is tied to planned actions and services in the LCAP.

The text description of the above chart is as follows: Sherman Thomas Charter School plans to spend \$2,053,893.93 for the 2022-23 school year. Of that amount, \$784,541.25 is tied to actions/services in the LCAP and \$1,269,352.68 is not included in the LCAP. The budgeted expenditures that are not included in the LCAP will be used for the following:

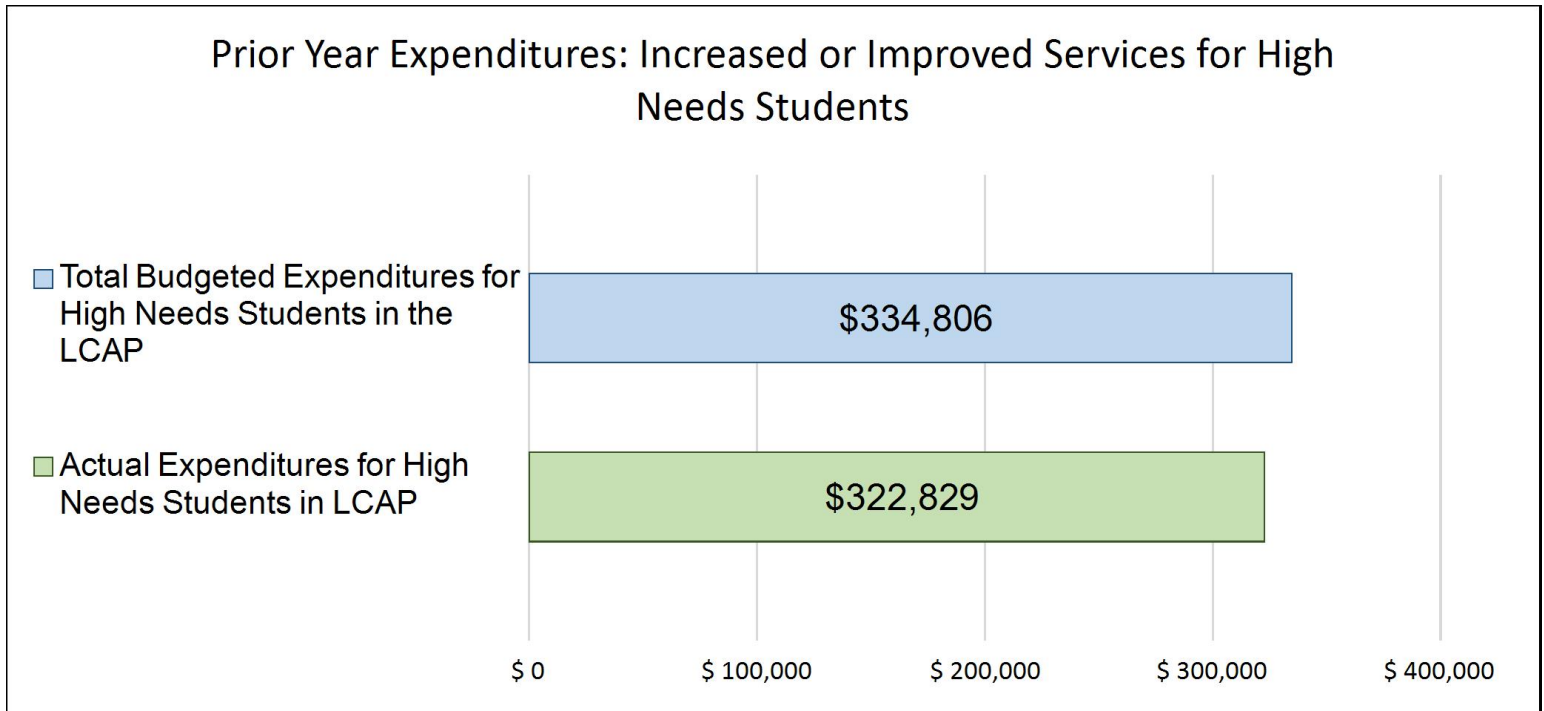
Salaries (Classified and Certificated), Employee Benefits, Books and Supplies, Services and Other Operating Expenditures (includes conferences), Capital Outlay (site improvements, rent, etc.)

## Increased or Improved Services for High Needs Students in the LCAP for the 2022-23 School Year

In 2022-23, Sherman Thomas Charter School is projecting it will receive \$312,841.00 based on the enrollment of foster youth, English learner, and low-income students. Sherman Thomas Charter School must describe how it intends to increase or improve services for high needs students in the LCAP. Sherman Thomas Charter School plans to spend \$319,180.25 towards meeting this requirement, as described in the LCAP.

## LCFF Budget Overview for Parents

### Update on Increased or Improved Services for High Needs Students in 2021-22



This chart compares what Sherman Thomas Charter School budgeted last year in the LCAP for actions and services that contribute to increasing or improving services for high needs students with what Sherman Thomas Charter School estimates it has spent on actions and services that contribute to increasing or improving services for high needs students in the current year.

The text description of the above chart is as follows: In 2021-22, Sherman Thomas Charter School's LCAP budgeted \$334,806 for planned actions to increase or improve services for high needs students. Sherman Thomas Charter School actually spent \$322,829.24 for actions to increase or improve services for high needs students in 2021-22.



## Supplement to the Annual Update to the 2021–22 Local Control and Accountability Plan

Local Educational Agency (LEA) Name	Contact Name and Title	Email and Phone
Sherman Thomas Charter School	Jessica Montemayor Principal	jmontemayor@mystcs.org (559) 479-0754

California's 2021–22 Budget Act, the federal American Rescue Plan Act of 2021, and other state and federal relief acts have provided local educational agencies (LEAs) with a significant increase in funding to support students, teachers, staff, and their communities in recovering from the COVID-19 pandemic and to address the impacts of distance learning on students. The following is a one-time mid-year report to the local governing board or body and educational partners related to engagement on, and implementation of, these Acts.

A description of how and when the LEA engaged, or plans to engage, its educational partners on the use of funds provided through the Budget Act of 2021 that were not included in the 2020–21 Local Control and Accountability Plan (LCAP).

Sherman Thomas Charter High School did not receive any additional funds from the Budget Act of 2021.

A description of how the LEA used, or plans to use, the additional concentration grant add-on funding it received to increase the number of staff who provide direct services to students on school campuses with an enrollment of students who are low-income, English learners, and/or foster youth that is greater than 55 percent.

Sherman Thomas Charter High School received \$7,295.00 in concentration grant add-on. We plan to use this money to retain the number of staff who provide direct services to students on school campuses with an enrollment of students who are low-income, English learners, and/or foster youth that is greater than 55 percent.

A description of how and when the LEA engaged its educational partners on the use of one-time federal funds received that are intended to support recovery from the COVID-19 pandemic and the impacts of distance learning on pupils.

Sherman Thomas Charter High School received the Expanded Learning Opportunities Grant totaling \$65,114.00. When creating the ELO Grant, we met with several stakeholders, including staff meetings and board meetings. These took place in the spring of 2021. We are using our grant money in the following manner: 1.) extending instructional learning time and learning recovery, 2.) support for credit deficient students, 3.) outdoor learning environments, and 4.) social and emotional support.

A description of how the LEA is implementing the federal American Rescue Plan Act and federal Elementary and Secondary School Emergency Relief expenditure plan, and the successes and challenges experienced during implementation.

Sherman Thomas Charter High School did not receive any additional funds from the American Rescue Plan Act or Elementary and Secondary School Emergency Relief.

A description of how the LEA is using its fiscal resources received for the 2021–22 school year in a manner that is consistent with the applicable plans and is aligned with the LEA’s 2021–22 LCAP and Annual Update.

For the 2021-22 school year, Sherman Thomas Charter High School has been using our funds in a manner that is consistent with the applicable plans (LCAP and ELO-G). Please see below the mid-year update for all 2021-2022 LCAP metrics.

## **Instructions for the Supplement to the Annual Update for the 2021–22 Local Control and Accountability Plan Year**

*For additional questions or technical assistance related to the completion of the Supplement to the Annual Update to the 2021–22 Local Control and Accountability Plan (LCAP), please contact the local county office of education (COE), or the California Department of Education’s (CDE’s) Local Agency Systems Support Office, by phone at 916-319-0809 or by email at [lcff@cde.ca.gov](mailto:lcff@cde.ca.gov).*

### **Introduction**

California’s 2021–22 Budget Act, the federal American Rescue Plan Act of 2021, and other state and federal relief acts have provided local educational agencies (LEAs) with a significant increase in funding to support students, teachers, staff, and their communities in recovering from the COVID-19 pandemic and to address the impacts of distance learning on students. Section 124(e) of Assembly Bill 130 requires LEAs to present an update on the Annual Update to the 2021–22 LCAP and Budget Overview for Parents on or before February 28, 2022, at a regularly scheduled meeting of the governing board or body of the LEA. At this meeting, the LEA must include all of the following:

- The Supplement to the Annual Update for the 2021–22 LCAP (2021–22 Supplement);
- All available mid-year outcome data related to metrics identified in the 2021–22 LCAP; and
- Mid-year expenditure and implementation data on all actions identified in the 2021–22 LCAP.

When reporting available mid-year outcome, expenditure, and implementation data, LEAs have flexibility to provide this information as best suits the local context, provided that it is succinct and contains a level of detail that is meaningful and accessible for the LEA’s educational partners.

The 2021–22 Supplement is considered part of the 2022–23 LCAP for the purposes of adoption, review, and approval, and must be included with the LCAP as follows:

- The 2022–23 Budget Overview for Parents
- The 2021–22 Supplement
- The 2022–23 LCAP
- The Action Tables for the 2022–23 LCAP



- The Instructions for the LCAP Template

As such, the 2021–22 Supplement will be submitted for review and approval as part of the LEA’s 2022–23 LCAP.

## Instructions

Respond to the following prompts, as required. In responding to these prompts, LEAs must, to the greatest extent practicable, provide succinct responses that contain a level of detail that will be meaningful and accessible for the LEA’s educational partners and the broader public and must, to the greatest extent practicable, use language that is understandable and accessible to parents.

In responding to these prompts, the LEA has flexibility to reference information provided in other planning documents. An LEA that chooses to reference information provided in other planning documents must identify the plan(s) being referenced, where the plan(s) are located (such as a link to a web page), and where in the plan the information being referenced may be found.

**Prompt 1:** *“A description of how and when the LEA engaged, or plans to engage, its educational partners on the use of funds provided through the Budget Act of 2021 that were not included in the 2020–21 Local Control and Accountability Plan (LCAP).”*

In general, LEAs have flexibility in deciding what funds are included in the LCAP and to what extent those funds are included. If the LEA received funding through the Budget Act of 2021 that it would have typically included within its LCAP, identify the funds provided in the Budget Act of 2021 that were not included in the LCAP and provide a description of how the LEA has engaged its educational partners on the use of funds. If an LEA included the applicable funds in its adopted 2021–22 LCAP, provide this explanation.

**Prompt 2:** *“A description of how LEA used, or plans to use, the concentration grant add-on funding it received to increase the number of staff who provide direct services to students on school campuses with an enrollment of students who are low-income, English learners, and/or foster youth that is greater than 55 percent.”*

If LEA does not receive a concentration grant or the concentration grant add-on, provide this explanation.

Describe how the LEA is using, or plans to use, the concentration grant add-on funds received consistent with California *Education Code* Section 42238.02, as amended, to increase the number of certificated staff, classified staff, or both, including custodial staff, who provide direct services to students on school campuses with greater than 55 percent unduplicated pupil enrollment, as compared to schools with an enrollment of unduplicated students that is equal to or less than 55 percent.

In the event that the additional concentration grant add-on is not sufficient to increase the number of staff providing direct services to students at a school with an enrollment of unduplicated students that is greater than 55 percent, describe how the LEA is using the funds to retain staff providing direct services to students at a school with an enrollment of unduplicated students that is greater than 55 percent.

**Prompt 3:** *“A description of how and when the LEA engaged its educational partners on the use of one-time federal funds received that are*



*intended to support recovery from the COVID-19 pandemic and the impacts of distance learning on pupils.”*

If the LEA did not receive one-time federal funding to support recovery from the COVID-19 pandemic and the impacts of distance learning on students, provide this explanation.

Describe how and when the LEA engaged its educational partners on the use of one-time federal funds it received that are intended to support recovery from the COVID-19 pandemic and the impacts of distance learning on students. See the COVID-19 Relief Funding Summary Sheet web page (<https://www.cde.ca.gov/fg/cr/relieffunds.asp>) for a listing of COVID-19 relief funding and the Federal Stimulus Funding web page (<https://www.cde.ca.gov/fg/cr/>) for additional information on these funds. The LEA is not required to describe engagement that has taken place related to state funds.

**Prompt 4:** “A description of how the LEA is implementing the federal American Rescue Plan Act and federal Elementary and Secondary School Emergency Relief expenditure plan, and the successes and challenges experienced during implementation.”

If an LEA does not receive ESSER III funding, provide this explanation.

Describe the LEA’s implementation of its efforts to maintain the health and safety of students, educators, and other staff and ensure the continuity of services, as required by the federal American Rescue Plan Act of 2021, and its implementation of the federal Elementary and Secondary School Emergency Relief (ESSER) expenditure plan to date, including successes and challenges.

**Prompt 5:** “A description of how the LEA is using its fiscal resources received for the 2021–22 school year in a manner that is consistent with the applicable plans and is aligned with the LEA’s 2021–22 LCAP and Annual Update.”

Summarize how the LEA is using its fiscal resources received for the 2021–22 school year to implement the requirements of applicable plans in a manner that is aligned with the LEA’s 2021–22 LCAP. For purposes of responding to this prompt, “applicable plans” include the Safe Return to In-Person Instruction and Continuity of Services Plan and the ESSER III Expenditure Plan.

California Department of Education  
November 2021



## Local Control Accountability Plan

The instructions for completing the Local Control and Accountability Plan (LCAP) follow the template.

Local Educational Agency (LEA) Name	Contact Name and Title	Email and Phone
Sherman Thomas Charter School	Tera Napier Deputy Director	tnapier@stcsca.org 5596756613

## Plan Summary [2022-23]

## General Information

A description of the LEA, its schools, and its students in grades transitional kindergarten–12, as applicable to the LEA.

The mission of Sherman Thomas Charter School (STCS) is to prepare a diverse, TK--8 student population for successful higher education by equipping each child with the skills, knowledge, and critical moral thinking, developing habits of mind to become a self-motivated, competent, lifelong learner. To be fully educated and prepared for the 21st century, we believe every child must maintain a natural curiosity about the world, relentlessly pursue their goals, construct and communicate knowledge, display personal and social responsibility, work collaboratively with others, and reflect consistently on their growth as a learner. For each child to reach his or her fullest potential, we believe:

- Every child must be held to clearly articulated, high expectations for achievement.
- The school, families, and community must collaborate to meet the cognitive, social, emotional, and physical needs of every child.
- Teachers must be engaged in a reflective and collaborative environment of ongoing professional development that is focused on student achievement
- Multi-cultural and inter-generational activities must be taught and shared to expand understanding of ethnicity and historical life experiences of past generations

STCS enrolls students in Transitional Kindergarten through eighth grades. These grade levels represent a child's introduction to school at Transitional Kindergarten and a child's transition to High School. In order to foster a school culture that is aligned with the mission and to facilitate student recruitment, we believe that beginning with Transitional Kindergarten through eighth grade students is the most logical way to combine the implementation of the STCS mission.

We have maintained an average student population of 200 for the past 13 years with a waiting list of approximately 200 students. We have developed a school that closely represents Madera in the socio-economic levels and ethnicities. The STCS student population is inclusive of students with a wide range of abilities, including those with special education needs and those who are English Language Learners. In 2021-22, we served 212 students with diverse needs and backgrounds: approximately 127 (60%) students qualify for Free or Reduced Lunch; 15 (7%) students are English Learners; and 12 (5.7%) students are Redesignated Fluent English Proficient. In addition, about 19 (8.9%) students qualify for special education services. The LCFF Unduplicated percentage is approximately 63%. Approximately 75% of STCS students identify as being Hispanic or Latino, and 19% as white.

The purpose of this Local Control Accountability Plan (LCAP) is to address the School Plan for Student Achievement (SPSA) for Sherman Thomas Charter School which is the Schoolwide Program; herein referred to as the LCAP. The Charter School's plan is to effectively meet the ESSA Requirements in alignment with the LCAP and other federal, state and local programs. The plans included in the LCAP address these requirements compliant to include focusing on three goals: Sherman Thomas Charter School will prepare a diverse TK--8 student population for successful higher education by equipping each child with the skills, knowledge, and critical moral thinking, developing the habits of mind to become a self--motivated, competent, lifelong learner; Sherman Thomas Charter School will support the development of the "whole child" by fostering collaborative relationships between school and family and ensuring the availability of programs and content that support the social, emotional, and physical needs of the child; Sherman Thomas Charter School will ensure a safe learning environment that promotes a positive school culture that will improve student outcomes and close performance gaps. Sherman Thomas Charter School will provide integrated student support services that will increase parental engagement, school attendance, and address Social Emotional Learning (SEL) that supports student engagement -- including whether students attend school or are chronically absent -- and highlights

school climate and connectedness. The Charter School completed a comprehensive needs assessment of the entire school which included an analysis of verifiable state data as well as local performance data used to measure student outcomes as evidenced in the annual update portion of the LCAP. The needs assessment process included meeting parents, classified staff, teachers and administrators to identify areas of opportunity for the students and groups of students who are not achieving standard mastery and to identify strategies which will be implemented in the LCAP to address those areas of opportunity.

The identification of the process for evaluating and monitoring the implementation of the LCAP and the progress toward accomplishing the established goals will include discussing the actions and services with the use of supplemental funds at the school level through the Parent Advisory Council which will include parents of English Learners. The Parent Advisory Council will meet four times per year to inform the process. Parents, classified staff, certificated staff and an administrator will make up the council. The number of parents will exceed or be equal to the number of total staff members. The council will discuss academic performance, supplemental services and areas to make improvements with Title funds as part of the School Plan included in the LCAP conversations at the meeting in the fall and at the meeting in the spring. The teachers, staff, students and parents also participate in an annual survey which provides feedback on the goals and services. The teachers, staff and administrators actively participate in the decision making process throughout the year and during LCAP workshops. The decisions will take into account the needs of Sherman Thomas Charter School based on student achievement data to include SBAC, ELPAC, and interim assessment data such as NWEA MAP, cumulative assessments, and attendance and student demographic data to include the significant subgroups of Latino, Black or African American, White, socioeconomically disadvantaged, students with disabilities, and English Learners. This student achievement data and student demographic data will be used as a basis for making decisions about the use of supplemental federal funds and the development of policies on basic core services. Each goal includes actions and services that address the needs of all students and significant subgroups which include evidence-based strategies that provide opportunities for all children, methods and instructional strategies, and particular focus on students at risk of not meeting the State academic standards.

## Reflections: Successes

A description of successes and/or progress based on a review of the California School Dashboard (Dashboard) and local data.

This plan was developed during the COVID-19 pandemic which caused school closures and disrupted state testing and local assessment activities. We therefore have less data available to measure and celebrate progress by. We achieved improved attendance and engagement in 20-21, and this has allowed us to start getting our students back on track academically. We reduced our suspensions in alignment with our targets to less than 3% in 2019-20 and increased our English Learner Reclassification rate from 0% to 12.9%. We are immensely proud of our staff, students, and families, who all worked together to respond and adapt to the circumstances of the pandemic in order to continue to fully implement our program, remotely when necessary, and to meet the increased needs of our students. We are proud of the consistent stakeholder engagement and close collaboration achieved by our parents and staff in providing critical feedback and contributing to the ongoing planning required throughout the past year and prior year. We are proud of how we were able to translate our model when needed

for remote learning, and we will be able to bring forward the confidence that we can do so when needed and also continue to utilize digital tools, programmatic components, and student supports inspired by necessity that may continue to be beneficial for our community. Throughout the 2021-22 school year, there was much to celebrate. STCS students worked hard to achieve their academic goals and the STCS school team was able to see strides in academic growth. STCS was able to provide all services and offerings by providing credentialed teachers in all classrooms and also to provide multiple opportunities for families to engage as a community through in person school events. These achievements were made possible by the hard work and collaboration of the STCS staff. Additionally, the STCS team provided covid-19 testing and contact tracking for students and unvaccinated staff, which allowed both students and staff to continue engaging in in person learning. Before the end of Winter Break, the STCS team provided a pop-up testing site for parents to be able to test their children before returning to school.

## Reflections: Identified Need

A description of any areas that need significant improvement based on a review of Dashboard and local data, including any areas of low performance and significant performance gaps among student groups on Dashboard indicators, and any steps taken to address those areas.

The 2020 and 2021 CA Dashboards was not produced due to lack of data in the midst of the pandemic, and therefore we are unable to identify needs related to those state indicators. After analyzing MAP data this school year (2021-22), the STCS team has identified additional academic needs in Reading and Math within their student population. We will implement standards-based instruction in ELA and Math and utilize NWEA MAP assessments to monitor progress and differentiate instruction and intervention. For smaller groups of students, it was evident that additional Tier 2 supports need to be put in place to support their learning and ensure that they are reaching their academic goals. Through personalized learning, Instructional Aides in the TK-8th grade classrooms, and precise data about students' instructional needs, we believe we will see an increase in the overall academic achievement of our students. One of the biggest challenges was in the area of staffing, in that it was a challenge to hire an instructional coach and intervention teacher for the school year. Eventually, an instructional coach was hired, but the team had envisioned having the full support of an instructional coach throughout the year.

## LCAP Highlights

A brief overview of the LCAP, including any key features that should be emphasized.

Although the 2019-2020 had monumental challenges Due to Covid -19. We achieved improved attendance and engagement in 20-21, and this has allowed us to start getting our students back on track academically. We reduced our suspensions in alignment with our targets to less than 3% in 2019-20 and increased our English Learner Reclassification rate from 0% to 12.9%. We are immensely proud of our staff, students, and families, who all worked together to respond and adapt to the circumstances of the pandemic to continue to implement our program remotely when necessary fully and to meet the increased needs of our students. We are proud of our parents and staff's consistent stakeholder engagement and close collaboration in providing critical feedback and contributing to the ongoing planning required throughout the past year and prior year. We are proud of how we were able to transition our instructional model when needed for remote learning, and

we will be able to bring forward the confidence that we can do it again when needed and also continue to utilize digital tools, programmatic components. Student supports inspired by necessity that may continue to be beneficial for our community. In the 2022-2023 School year, we desire to meet the needs of our students recovering from the global pandemic and have them thrive in the face of adversity. In this LCAP, we have established actions to strengthen our Reading and Language arts In intervention. We focus on equipping our staff with training to meet the kids' needs in the classroom with strong first instruction tactics. We are also strengthening our social-emotional programs to give all members of our school community the tools to meet their wellness goals.

## **Comprehensive Support and Improvement**

An LEA with a school or schools eligible for comprehensive support and improvement must respond to the following prompts.

### ***Schools Identified***

A list of the schools in the LEA that are eligible for comprehensive support and improvement.

Sherman Thomas Charter School is a single school LEA that is not eligible for comprehensive support and improvement.

### ***Support for Identified Schools***

A description of how the LEA has or will support its eligible schools in developing comprehensive support and improvement plans.

N/A

### ***Monitoring and Evaluating Effectiveness***

A description of how the LEA will monitor and evaluate the plan to support student and school improvement.

N/A

# Engaging Educational Partners

A summary of the process used to engage educational partners and how this engagement was considered before finalizing the LCAP.

Sherman Thomas Charter School has a strong tradition of engaging our educational partners in the school decision making process. The School Site Council is composed of parents and staff. The SSC and English Learner Advisory Council (ELAC) met quarterly throughout the year to reflect on data and provide input on plan development. Our board meets monthly as a public hearing with the opportunity for public comment. We promoted parent participation in public meetings and public hearings through emails, phone calls, websites, and agenda posting. Virtual meetings conducted via video conference had telephone call-in access. We provided translation as needed.

Teachers provide feedback during regular staff meetings and surveys.

Principals, administrators, other school personnel provided feedback during staff meetings and individual check-ins.

Parents provided feedback in and family surveys.

Students provided feedback during classroom discussions regarding their experience, perspectives, and needs. Teachers shared student feedback from these discussions with school leadership to inform plans. Students also provided feedback in the student survey.

STCS evaluated its stakeholder engagement opportunities and determined tribes, civil rights organizations, foster youth, and children who are incarcerated are neither present nor served by STCS . Likewise, STCS teachers and personnel are not represented by a local bargaining unit.

A summary of the feedback provided by specific educational partners.

Parents stated we have good communication between the parents and teachers. Parents feel they are acknowledged and respected and feel like they have a voice in their child's education. Parents stated their students are encouraged to engage in challenging courses, are respected, and promote academic success. Parents feel their child is safe at school and the teachers/adults care and go out of their way for their students. Some concerns were not enough co-curricular activities for students in all grades and different talents, gifts, or special needs. Parents also encouraged us to open the school as soon as possible for their students.

Teachers/School Staff/Administrators-School staff has provided feedback this year, planning of the yearly calendar, curriculum, and various decisions.

A description of the aspects of the LCAP that were influenced by specific input from educational partners.

TBD



# Goals and Actions

## Goal

Goal #	Description
1	Sherman Thomas Charter School will prepare a diverse TK--8 student population for successful higher education by equipping each child with the skills, knowledge, and critical moral thinking, developing the habits of mind to become a self--motivated, competent, lifelong learner.

An explanation of why the LEA has developed this goal.

In determining the need for increased services for the District’s Unduplicated Pupils (low-income students, English Learners, Foster Youth), the District examined available data for objective indicators of academic risk. Because we were not able to reliably conduct the assessments that would normally give in the Spring of 2020, we used the most recent local data (NWEA, reading and math inventories, diagnostic assessments, standards taught). We know that Sherman Thomas Charter School's 2019 CA Dashboard indicators for ELA and Mathematics were both orange indicating lower than expected overall achievement and year-to-year growth. The LEA considers the needs, conditions, or circumstances of its unduplicated pupils as a result of Covid-19; and are preparing for Learning loss by providing the following actions.

## Measuring and Reporting Results

Metric	Baseline	Year 1 Outcome	Year 2 Outcome	Year 3 Outcome	Desired Outcome for 2023–24
% of teachers fully credentialed and appropriately assigned, including EL teachers	57%	63% Data Year: 2021-22 Data Source: Local			100%  Data Year: TBD Data Source: SARC
% of students with access to their own copies of standards-aligned instructional materials for use at school and at home	100%	100%  Data Year: 2021-22 Data Source: Dashboard Fall 2022			100%  Data Year: 2023-24 Data Source: Dashboard Fall 2024

Metric	Baseline	Year 1 Outcome	Year 2 Outcome	Year 3 Outcome	Desired Outcome for 2023–24
% standards-aligned benchmarks, lesson plans, curriculum maps, including ELD standards	100%	100% Data Year: 2021-22 Data Source: Local			100% Data Year: 2023-24 Data Source: Local
% of students meeting or exceeding standards on SBAC Math and ELA assessments for all students and numerically significant subgroups	2018-19 ELA % meeting/exceeding standards All students: 34.3 SED: 23.2 SWD: 0.0% Hispanic/Latino: 33 White: 41.7  2018-19 Math % meeting/exceeding standards All students: 27 SED: 18.8 SWD: 5.6 Hispanic/Latino: 27.8 White: 25	Not CAASPP tested Spring 2021			ELA % meeting/exceeding standards All students: 65% SED: 55% SWD: 30% Hispanic/Latino: 65% White: 65%  2018-19 Math % meeting/exceeding standards All students: 60% SED: 55% SWD: 35% Hispanic/Latino: 60% White: 60%  Data Year: 2022-23 Data Source: CA Dashboard
EL Reclassification Rate	12.5%	0% Data Year: 2020-21 Data Source: DataQuest			15% Data Year: 2022-23 Data Source: DataQuest

Metric	Baseline	Year 1 Outcome	Year 2 Outcome	Year 3 Outcome	Desired Outcome for 2023–24
% of EL's making progress	Baseline	Level 3 or 4: 46.7% ELPI not provided for 2021  Data Year: 2021-22 Data Source: ELPAC Summative			55% Data Year: 2022-23 Data Source: CA Dashboard
CAST: % Meeting/exceeding standard	2018-19: 19:04% Met or Exceeded	Not CAST tested Spring 2021			50% Data Year: 2022-23 Data Source: CAASPP Score Reporting
NWEA MAP: % of students meeting annual growth target in Reading % of students meeting annual growth target in Math	NWEA Winter 2019  Math 51% Reading 56.5%	2021-22 Fall to Spring Growth Reading: 49% Math: 56%  Data Year: 2021-22 Data Source: NWEA MAP			Math: 80% ELA: 80% Data Year: 2023-24 Data Source: NWEA MAP

## Actions

Action #	Title	Description	Total Funds	Contributing
1.1	Common Core aligned course materials	STCS will provide all students standards-aligned curriculum resources and instructional materials to ensure students have access to rigorous content that will support accelerated reading/math improvement. Based on our parent surveys, we found our Social Economic Disadvantaged students did not have reliable internet at home. <ul style="list-style-type: none"> <li>Common Core-aligned course materials</li> </ul>	\$150,939.00	No

Action #	Title	Description	Total Funds	Contributing
		i) Core Knowledge Language Arts (CKLA) curriculum ii) Shurley English Curriculum <ul style="list-style-type: none"> <li>• Online learning platforms</li> </ul> i) Nearpod online curriculum platform for classroom and self-paced learning ii) Summit learning platform iii) Accelerated Reader iv) Amplify for Science v) Math in Focus <ul style="list-style-type: none"> <li>• -1-to-1 devices to support curriculum</li> <li>• - provide hot spots for students who do not have accessibility to the internet at home</li> </ul>		
1.2	English Language Development	Based on NWEA Maps scores for EL Learners STCS will provide an EL academic Coach to mentor and support STCS teachers in implementing ELD strategies during direct instruction. STCS teachers will provide all English Learners high quality integrated and designated ELD instruction so that students can progress on the ELPAC and reclassify as Fluent English Proficient. <ul style="list-style-type: none"> <li>• Provide a coach and mentor for classroom teachers and test students on the initial and summative ELPAC</li> <li>• Provide professional development to all teachers of English Learners and RFEP students will receive ongoing professional development in SDAIE and ELD instructional strategies, best practices in providing Integrated and Designated ELD, as well as using personalized learning data to inform instructional decisions, especially for our highest need students.               <ul style="list-style-type: none"> <li>• Provide small group instruction with the teacher for Designated ELD</li> <li>• Instructional Aides provide support to other students so that the teacher can work with the highest need students.</li> <li>• Use the Hampton Brown Avenues &amp; Shurley English grammar program</li> </ul> </li> </ul>	\$25,912.25	Yes

Action #	Title	Description	Total Funds	Contributing
		<ul style="list-style-type: none"> <li>Nearpod digital flowcabulary</li> </ul>		
1.3	Progress Monitoring	<p>STCS will regularly administer assessments to monitor student progress in Math, Reading, Language Usage, and Science so that students can be provided instruction that meets their specific needs based on data.</p> <ul style="list-style-type: none"> <li>NWEA MAP (Math, Reading, Language Usage, &amp; Science) testing 2x a year</li> <li>Rigby PM Ultra Benchmark Reading 2x a year</li> <li>STAR Reading 3x a year</li> <li>DIBELS K-2 and students reading below grade level 2x a year</li> <li>Math local assessments (Summit)</li> </ul>	\$16,322.00	Yes
1.4	Intervention	<p>Based on CAASPP data in 2018-19, our Social Economic Disadvantaged students scored 11 points lower than all students in the school in English Language Arts. Although our Hispanic students maintained their CASSP scores, they still scored 4 points lower in Math than all students in the school. STCS will hire an Intervention Teacher, and they will provide additional small group instruction for students with the highest academic needs to close the achievement gap.</p> <ul style="list-style-type: none"> <li>hiring an Intervention/Enrichment teacher</li> </ul> <p>i) Support whole group instruction/independent work time while the certificated teacher works with the highest-need students</p> <p>ii) Support students with disabilities</p> <p>iii) Logging and documenting services provided &amp; using MAP scores to drive instruction</p> <p>iv) After school program coordinator trains teachers in Summit</p> <p>STCS will hire 5 Paraprofessionals to provide in-classroom support to meet the needs of at-risk students.</p>	\$222,269.00	Yes

Action #	Title	Description	Total Funds	Contributing
		Title 1 Funds/ supplemental concentration		
1.5	Professional Development and Coaching	<p>Reading Comprehension in all grades is lower than the state average, specifically in our student groups for English Learners and our Social Economic students scored 16 points lower than all students. STCS will provide professional development and coaching for all teachers to have the knowledge, skills, and tools to provide high-quality first instruction to all students to lower the learning gap.</p> <ul style="list-style-type: none"> <li>• PD for all teachers on the implementation of CCSS and NGSS</li> </ul> <p>i) Lindamood Bell Training for all classroom teachers and aides  ii) Summit training for new Upper Grade (5-8) teachers in Fall (3-day training)</p> <ul style="list-style-type: none"> <li>• Teacher coaching: biweekly walkthroughs by administrators or lead teachers, teacher mentors, Observe for Success for teachers to set professional goals</li> </ul>	\$63,000.00	Yes
1.6				

## Goal Analysis [2021-22]

An analysis of how this goal was carried out in the previous year.

A description of any substantive differences in planned actions and actual implementation of these actions.

Overall the actions designed to support achievement of the goal were implemented as planned, except for hiring and onboarding an EL Coach and some intervention services due to staffing shortages.

Successes with the action implementation process include an increase in students who are met their Math NWEA MAP goals. Sherman Thomas showed a 5% increase overall in the amount of students who achieved their growth goal this year as compared to last year. Additionally, 46.7% of EL students achieved a 3 or 4 on the ELPAC this school year. Some challenges with implementation this year occurred due to staffing shortages and reduced opportunities for off campus experiences due to the pandemic. Our new teachers were trained and onboarded to our team, but needed support with classroom management and practice opportunities. Our PD was focused on providing our new teachers with skills and resources they needed to learn how to create a focused learning environment. Additionally, attendance was a bit lower this year for both students and staff, which affected our programming. Staffing shortages created a challenge, and there were few to no substitutes available. Credentialing issues have led to additional challenges with staffing intervention classes.

An explanation of material differences between Budgeted Expenditures and Estimated Actual Expenditures and/or Planned Percentages of Improved Services and Estimated Actual Percentages of Improved Services.

For 1.1, this year we had an In-Person Learning Grant and used some of those funds on instructional materials and supplies. In 1.7, we have a grant that pays for most of the ASP program.

An explanation of how effective the specific actions were in making progress toward the goal.

The action of Common Core aligned course materials was effective in achieving the goals of students achieving their NWEA Map Growth Goals and especially effective in achieving a higher annual growth target in Math. The action of teachers being fully credentialed and appropriately assigned, including EL teachers, along with the action of English Language Development and Progress Monitoring, was effective in achieving a higher percentage of EL's making progress, with 46.7% of EL students achieving a 3 or 4 on the ELPAC this school year. The actions of Professional Development and Coaching were effective in providing all students with a curriculum that was 100% standards-aligned benchmarks, lesson plans, curriculum maps, including ELD standards. This action also supported teachers to be trained and fully credentialed and appropriately assigned, including EL teachers. The actions of Intervention and SPED (special education) supports were effective in providing students access to their own copies of standards-aligned instructional materials for use at school and at home. These actions were also effective in achieving a higher percentage of EL's making progress, with 46.7% of EL students achieving a 3 or 4 on the ELPAC this school year.

A description of any changes made to the planned goal, metrics, desired outcomes, or actions for the coming year that resulted from reflections on prior practice.

To better support teachers, Sherman Thomas Charter School is planning on adding additional days of professional development for staff in 2022-23. There were no changes made to the planned goal, metrics, desired outcomes, or actions for the coming year that resulted from reflections on prior practice.



**A report of the Total Estimated Actual Expenditures for last year's actions may be found in the Annual Update Table. A report of the Estimated Actual Percentages of Improved Services for last year's actions may be found in the Contributing Actions Annual Update Table.**

# Goals and Actions

## Goal

Goal #	Description
2	Sherman Thomas Charter School will support the development of the "whole child" by fostering collaborative relationships between school and family and ensuring the availability of programs and content that support the social, emotional, and physical needs of the child.

An explanation of why the LEA has developed this goal.

While educating the whole child has always been a strength of Sherman Thomas Charter School, it is such an important piece of our mission that we must ensure that we continue to provide programs and content that support the social, emotional, and physical needs of the child. We must ensure that we provide a connection between the school and the families we serve to maintain our solid attendance rate and level of parent engagement. We must provide courses that support the development of a well- rounded child. The 2019 CA Dashboard indicator for Chronic Absenteeism is Yellow for All Students and numerically significant student groups. Our students with disabilities group were not numerically significant, but their rate was much higher than all students at 11.1%. To promote increased attendance, lower suspension rates, increase graduation rates, and improve academic outcomes for our high-needs students, the STCS has used S/C funds to continue the position of attendance clerk.

All increased/improved services are LEA-Wide initiatives aimed at increasing success for all students by using strategies principally directed to improve the educational outcomes of unduplicated students. These actions and services would not be provided or increased and/or improved to the degree to which they are available to our high-needs students without the availability of the S/C funds.

While all students may receive some of the services, the actions/services described in this section are principally directed at increasing or improving services and outcomes for unduplicated students. We believe no action provides a disproportionate increase or improvement in services for the 36% of students not included in the unduplicated student groups. The percentage of all increased/improved services for high-needs students is equal to or exceeds the 12.18% noted at the top of this section. If the entire S/C amount is budgeted for contributing services, include that amount as part of the narrative.

By directing all the supplemental and concentration funding toward actions principally directed toward our unduplicated students, the district has increased or improved services by at least the percentage calculated above as compared to the services provided for all students.

## Measuring and Reporting Results

Metric	Baseline	Year 1 Outcome	Year 2 Outcome	Year 3 Outcome	Desired Outcome for 2023–24
Chronic Absenteeism Rate for all students and numerically significant subgroups	2019-20 2.17% 2018-19: All students 2.7% SED: 3.8 SWD: 11.1 Hispanic/Latino: 2.6% White: 3.1%	All students: 3% SED: 4% SWD: 3.4%, Hispanic/Latino: 3.2%, White: 2.6% Data Year: 2020-21 Data Source: Dataquest			All students <2% SED: <2% SWD: <5% Hispanic/Latino: <2% White: <2% Data Year: 2022-23 Data Source: CA Dashboard
Attendance Rate	98.9%	93.41%  Data Year: 2021-22 Data Source: P2			96% Data Year: 2023-24 Data Source: P-2
Middle School dropout rate	0%	0%  Data Year: 2020-21 Data Source: CALPADS 8.1C			0%  Data Year: 2022-23 Data Source: CALPADS 8.1C
Rate of return for parent surveys	19-20: 38%	62%  Data Year: 2021-2022 Data Source: Parent Survey			75%  Data Year: 2023-24 Data Source: Local Survey
% of students with access to and enrolled in Math, English, Social Science, Science, Health, Physical Education,	100%	100%  Data Year: 2022-23 Data Source: Local			100%  Data Year: 2023-24 Data Source: Local

Metric	Baseline	Year 1 Outcome	Year 2 Outcome	Year 3 Outcome	Desired Outcome for 2023–24
Visual and Performing arts courses or curriculum.					
% parent surveys with positive responses regarding opportunities for participation in programs and input in decision-making	83.2	87% Data Year: 2021-22 Data Source: Parent Survey			90% Data Year: 2023-24 Data Source: Parent Survey
% of parents attending school activities	88.2	84% Data Year: 2021-22 Data Source: Local			90% Data Year: 2023-24 Data Source: Local
% parent Surveys with positive responses about school connectedness	83.2	87% Data Year: 2021-22 Data Source: Parent Survey			90% Data Year: 2023-24 Data Source: Local Survey
% student surveys with positive responses around school connectedness	85	78% Data Year: 2021-22 Data Source: Local Survey			90% Data Year: 2023-24 Data Source: Local Survey

## Actions

Action #	Title	Description	Total Funds	Contributing
2.1	Attendance Monitoring	Based on the data from our student information system. Our Social-economic students have a higher chronic absenteeism rate than all	\$38,016.00	Yes

Action #	Title	Description	Total Funds	Contributing
		<p>students combined. To keep students in attendance, we will provide an attendance clerk. STCS will utilize a systematic process to proactively prevent absences, monitor student attendance, and provide outreach using our tiered Re-engagement system.</p> <ul style="list-style-type: none"> <li>• Attendance clerk (time increased)</li> <li>• Monitoring chronic absenteeism &amp; communicating the importance of attendance to families</li> <li>• Planning for pre-arranged absences (distance learning)</li> <li>• Tiered Re-engagement System</li> </ul>		
<b>2.2</b>	Enrichment	<p>STCS will provide all students access to a broad course of study that includes arts, health, physical education, career education, after-school sports, and field trips to support the child's development.</p> <ul style="list-style-type: none"> <li>• Art teacher from the Art Council to provide monthly art class for all students</li> <li>• Health curriculum (Too Good for Drugs--Mendez Foundation) that educates students about the negative effects of drug use</li> <li>• PE and after school sports – Madera Unified Elementary School League</li> <li>• Nearpod SEL</li> <li>• Field Trips – zoo, state parks</li> </ul>	\$15,000.00	No
<b>2.3</b>	Emergency Support	<p>Based on data from stakeholder survey results. STCS will provide emergency support to our families in need that includes Socioeconomically Disadvantaged, Homeless, and/or Foster Youth.</p> <ul style="list-style-type: none"> <li>• Case Management</li> <li>• Individualized Supports</li> </ul>	\$1,000.00	Yes
<b>2.4</b>	Communication	<p>STCS will provide and support a robust system of stakeholder communication processes and tools to foster strong relationships</p>	\$2,820.00	Yes

Action #	Title	Description	Total Funds	Contributing
		<p>between the family and the school. STCS will provide the Bloomz ap which will translate messages into their home language automatically which will allow for better communication.</p> <ul style="list-style-type: none"> <li>• parents track academic performance in real-time</li> <li>• Bloomz app to build school community, teacher classrooms – translates to home language (ie. Punjab &amp; Spanish)</li> </ul>		
2.5	Parent Engagement	<p>To support improved student outcomes in academic performance and school engagement, and to close gaps on state and local measures, the District will increase student’s academic &amp; social-emotional development through increased parental engagement. STCS will also update and maintain its school website to meet all ADA compliance needs.</p> <ul style="list-style-type: none"> <li>• Parent Advisory Council</li> <li>• Annual parent survey</li> <li>• Additional surveys for parents targeting current needs and initiatives</li> <li>• Parent volunteer hours tracked towards goals</li> <li>• Burger Bash (Open House)</li> <li>• Read Across America</li> <li>• Campus beautification &amp; garden greenhouse</li> <li>• Parent Night (with Summit Learning), new parent orientation, Bloomz page for communication/questions</li> <li>• Training for teachers on how to engage parents</li> </ul>	\$2,000.00	Yes

## Goal Analysis [2021-22]

An analysis of how this goal was carried out in the previous year.

A description of any substantive differences in planned actions and actual implementation of these actions.

Overall the actions designed to support achievement of the goal were implemented as planned.

Successes with the action implementation process include a successful Parent Advisory Council that rebounded from low participation during the pandemic. Another success was the implementation of Dynamic Mindfulness training for staff, which supported staff wellness, as well as trained STCS teachers to utilize new techniques in the classroom to support students' wellbeing. In person events held outside had a high attendance rate, especially the Patriotic Concert, which was held outside with the use of a screen and sound system. In person events could be held again this year, including Back-to-School Night and Open House, which both had high attendance. The PAC Read Across America event provided fun and engaging activities for students.

Some challenges with implementation this year included a slight decline in family response rate to surveys, which was perhaps due to survey fatigue during the pandemic. Because of Covid-19 protocols, parents were not able to come on campus for a period, and this was frustrating to some parents, and left some feeling disconnected from the school community.

An explanation of material differences between Budgeted Expenditures and Estimated Actual Expenditures and/or Planned Percentages of Improved Services and Estimated Actual Percentages of Improved Services.

In 2.2, we spent more because we paid our teachers to run after school tutoring to help with learning loss. in 3.3, we spent less than budgeted because we used half because we had only a few students (homeless or foster) who needed school clothes or supplies.

An explanation of how effective the specific actions were in making progress toward the goal.

The action of Attendance Monitoring was highly effective in achieving a 3% Chronic Absenteeism Rate for all students. This action was also effective in achieving an overall Attendance Rate of 93%, which is lower than the year prior, but also is a success when considering the effects of the pandemic this school year. This action also greatly affected the 0% Middle School dropout rate.

The action of Enrichment was highly effective in providing 100% of students with access to and enrolled in Math, English, Social Science, Science, Health, Physical Education, Visual and Performing arts courses or curriculum. This action also contributed and was somewhat effective in achieving a 62% return rate for Parent Surveys. This action was especially effective in achieving 87% parent surveys with positive responses regarding opportunities for participation in programs and input in decision-making, as well as 78% student surveys with positive responses around school connectedness.

The actions of Emergency Support and Communication were effective in achieving the 0% Middle School dropout rate. Additionally, these actions were somewhat effective in achieving the 62% Rate of return for parent surveys and highly effective in achieving the 87% parent surveys with positive responses regarding opportunities for participation in programs and input in decision-making. These actions were also highly effective in supporting 87% of parents attending school activities , and achieving 87% parent Surveys with positive responses. These actions were also effective in 78% student surveys with positive responses around school connectedness.



A description of any changes made to the planned goal, metrics, desired outcomes, or actions for the coming year that resulted from reflections on prior practice.

There were no changes made to the planned goal, metrics, desired outcomes, or actions for the coming year that resulted from reflections on prior practice.

**A report of the Total Estimated Actual Expenditures for last year's actions may be found in the Annual Update Table. A report of the Estimated Actual Percentages of Improved Services for last year's actions may be found in the Contributing Actions Annual Update Table.**

# Goals and Actions

## Goal

Goal #	Description
3	Sherman Thomas Charter School will ensure a safe learning environment that promotes a positive school culture that will improve student outcomes and close performance gaps. Sherman Thomas Charter School will provide integrated student support services that will increase parental engagement, school attendance, and address Social Emotional Learning (SEL) that supports student engagement -- including whether students attend school or are chronically absent – and highlights school climate and connectedness.

An explanation of why the LEA has developed this goal.

While our most recent data on suspensions and parent engagement is positive, we know that maintaining a positive school culture requires consistent attention, and we believe there is still room for improvement. We have seen an improvement this year in the parent survey participation rate from 38% in 2019/20 to 87% in 2020/21 and a positivity rate of 83.2% in 2019/20 to 86.8% in 2020/21. A critical component to student success in learning is a positive school climate that engages students in learning and that encourages regular attendance. Research also shows that positive learning environments can reduce teacher turnover by as much as 25%, a significant factor in providing students with increasingly effective initial instruction.

## Measuring and Reporting Results

Metric	Baseline	Year 1 Outcome	Year 2 Outcome	Year 3 Outcome	Desired Outcome for 2023–24
Parent surveys with positive responses regarding school safety	83.2%	94% Data Year: 2021-22 Data Source: Local Survey			90% Data Year: 2023-24 Data Source: Local Survey
Student surveys with positive responses regarding school safety	83.2%	93% Data Year: 2021-22 Data Source: Local Survey			90% Data Year: 2023-24 Data Source: Local Survey

Metric	Baseline	Year 1 Outcome	Year 2 Outcome	Year 3 Outcome	Desired Outcome for 2023–24
Teacher surveys with positive responses regarding school safety and connectedness	90%	100% Data Year: 2021-22 Data Source: Local Survey			90% Data Year: 2023-24 Data Source: Local Survey
School facilities in good repair and in compliance with school safety plan	2019-20 SARC: Facilities in overall Good repair	Facilities in overall Good repair Data Year: 2021-22 Data Source: Dashboard Fall 2022			Facilities in overall Good Repair Data Year: 2023-24 Data Source: Dashboard Fall 2024
Suspension Rate for all students and all numerically significant subgroups	2019-20 All Students: 2.2% Hispanic/Latino: 2.4% White 2.1%	All Students: 3.3%, SED: 3.9% SWD: 10% Hispanic/Latino: 4.4% White: 0%  Data Year: 2020-21 Data Source: DataQuest			All Students: <1.5% Hispanic/Latino: <1.5% White <1.5% Data Year: 2022-23 Data Source: DataQuest
Expulsion Rate for all students and all numerically significant subgroups	0%	0% Data Year: 2020-21 Data Source: DataQuest			0% Data Year: 2022-23 Data Source: DataQuest

## Actions

Action #	Title	Description	Total Funds	Contributing
3.1	Facilities	STCS will maintain according to public health protocols for sanitizing and janitorial services and regularly repair facilities to ensure a clean safe campus for students.	\$202,000.00	No
3.2	School Culture	<p>To support improved student outcomes in academic performance and school engagement, and to close gaps on state and local measures, STCS will create school environments that welcome and support all our student populations. Provide staff development and collaborative time focused on teaching, modeling, and practicing social-emotional learning (SEL) skills that support a positive climate for learning and work.</p> <p>STCS will promote a positive school culture by implementing PBIS and restorative justice processes and provide regular school events such as Kickoff Rally at the start of the year, Spirit Trophy traveling classroom to classroom, Caught Being Good awards, Student of the Month – lunch with Principal, Spirit Awards at assemblies, Peach Blossom Poetry Contest, and the concert to honor veterans.</p>	\$6,000.00	No
3.3	Social Emotional Learning	<p>To support improved student outcomes in academic performance and school engagement and to close gaps on state and local measures, the District will increase student’s social-emotional development through teaching, modeling, and practicing social-emotional skills that support a safe and positive climate for learning. STCS will provide a curriculum and programs that foster Social-Emotional Learning.</p> <ul style="list-style-type: none"> <li>• self-management and conflict resolution skills</li> </ul> <p>i) Peaceful Playground program  ii) Salvaging Sisterhood (program for MS girls in relational conflict management)  iii) Boys conflict management program  iv) Dynamic Mindfulness</p>	\$8,000.00	No

Action #	Title	Description	Total Funds	Contributing
		<ul style="list-style-type: none"> <li>Mendez Foundation Too Good programs: wellness program for primary, celebrating healthy choices</li> </ul>		
3.4	Mental & Physical Health	<p>The District will retain/hire intervention and support staff to provide behavior intervention and support, principally directed to unduplicated students in grades TK-8th, staff, and parents. STCS will monitor the physical and mental well-being of all students and staff to ensure a safe, healthy campus, and provide referrals to appropriate health care providers as needed.</p> <ul style="list-style-type: none"> <li>Screenings through Bloomz App</li> <li>Wellness checks incorporated into class routines</li> <li>Protocols and routines schoolwide per public health guidelines</li> <li>Madera Behavioral Health Services</li> <li>Halcyone for staff wellness</li> </ul>	\$31,263.00	Yes

## Goal Analysis [2021-22]

An analysis of how this goal was carried out in the previous year.

A description of any substantive differences in planned actions and actual implementation of these actions.

Overall the actions designed to support achievement of the goal were implemented as planned, except for providing screenings through the Bloomz App.

Successes with the action implementation process include establishing a strong partnership with a local health clinic in the community for mental health referrals and wellness supports. Additionally, the STCS team added art and music as electives in the school program. An additional paraprofessional was hired to support Social Emotional Learning needs and the team utilized Nearpod SEL as a resource for students. Class meetings were focused on themes anchored in character traits, and provided for rich reading and discussion in the classroom. The STCS team implemented using positive behavior cards to motivate students to exemplify character traits through their behavior. These cards were part of an incentive system where students could earn treats and prizes, as well as be entered in a monthly drawing where they could win the opportunity to be a part of a fun activity.

Some challenges with implementation this year occurred due to staffing shortages and reduced opportunities for off campus experiences due to the pandemic. Additionally, there has been an increased need for student social emotional health and wellbeing as students acclimated to in person learning and the ever changing landscape with pandemic related absences and changes in protocols.

An explanation of material differences between Budgeted Expenditures and Estimated Actual Expenditures and/or Planned Percentages of Improved Services and Estimated Actual Percentages of Improved Services.

In 3.1, we spent less than budgeted because we have a grant for facilities that covers a portion of our rent.

An explanation of how effective the specific actions were in making progress toward the goal.

The action of Facilities was effective in achieving a rating of “In Good Repair” for school facilities and also being in compliance with the school safety plan.  
The actions of School Culture was highly effective in achieving a 3.3% Suspension Rate overall for students and a 0% Expulsion Rate for all students and all numerically significant subgroups.  
The actions of Social Emotional Learning and Mental & Physical Health were effective in achieving 94% parent surveys with positive responses regarding school safety, 93% student surveys with positive responses regarding school safety, and 100% teacher surveys with positive responses regarding school safety and connectedness.

A description of any changes made to the planned goal, metrics, desired outcomes, or actions for the coming year that resulted from reflections on prior practice.

There were no changes made to the planned goal, metrics, desired outcomes, or actions for the coming year that resulted from reflections on prior practice.

**A report of the Total Estimated Actual Expenditures for last year’s actions may be found in the Annual Update Table. A report of the Estimated Actual Percentages of Improved Services for last year’s actions may be found in the Contributing Actions Annual Update Table.**

# Increased or Improved Services for Foster Youth, English Learners, and Low-Income Students [2022-23]

Projected LCFF Supplemental and/or Concentration Grants	Projected Additional LCFF Concentration Grant (15 percent)
312,841.00	20,085

## Required Percentage to Increase or Improve Services for the LCAP Year

Projected Percentage to Increase or Improve Services for the Coming School Year	LCFF Carryover — Percentage	LCFF Carryover — Dollar	Total Percentage to Increase or Improve Services for the Coming School Year
17.29%	0%	\$0.00	17.29%

The Budgeted Expenditures for Actions identified as Contributing may be found in the Contributing Actions Table.

## Required Descriptions

For each action being provided to an entire school, or across the entire school district or county office of education (COE), an explanation of (1) how the needs of foster youth, English learners, and low-income students were considered first, and (2) how these actions are effective in meeting the goals for these students.

The actions included in the LCAP and marked as contributing to the increased or improved services requirement for foster youth, English learners, and low-income students are being provided on an LEA-wide basis. They are consistent with 5 CCR Section 15496(b). In determining the need for increased services for the District’s Unduplicated Pupils (low-income students, English Learners, Foster Youth), Sherman Thomas Charter School examined available data from objective indicators of academic risk. Because we could not reliably conduct the State assessment that we would have normally given in the Spring of 2020, we used the most recent reliable local data (NWEA, reading and math inventories, diagnostic assessments, standards taught). Based on CAASPP data in 2018-19, our Social Economic Disadvantaged students scored 11 points lower than all students in the school in English Language Arts. Although our Hispanic students maintained their CASSP scores, they still scored 4 points lower in Math than all students in the school.

Input from stakeholders was also a significant consideration in determining students’ needs, actions, and potential effectiveness. Indicators for unduplicated student groups are monitored and reported internally and with stakeholders to ensure the focus and determination of effectiveness remains centered on outcomes for these students.

STCS budgets for 63% of our students being the unduplicated count of English learners, low-income students, and foster youth based on Local Control Funding Formula. Approximately 1 out of 2 students are either identified as low-income, English learners, or foster youth. 100% of our Supplemental Concentration grant budget is focused on increasing and providing services to these students. The school uses its supplemental and concentration grant funding to ensure students are making progress towards mastery of the CCSS, NGSS, and ELD standards each year through the following actions. Each of the following actions is a high-leverage use of funds to ensure student instruction is targeted to the needs of the individual students:

Goal 1, Action 2: STCS will provide an EL academic Coach to mentor and support STCS teachers in implementing ELD strategies during direct instruction. All teachers of English Learners and RFEP will receive ongoing professional development in SDAIE and ELD instructional strategies and ELD instructional strategies aligned to the ELD standards. Teachers will receive professional development on meeting the needs of individual students using personalized learning by analyzing data and using that data to inform instructional decisions, specifically for our highest-need students. -Teachers will have a coach/mentor to help them with their ELD instruction, and the mentor will conduct the initial and summative ELPAC test.

Goal 1, Action 3: STCS will regularly administer assessments to monitor student progress in Math, Reading Language Usage, and Science so that students can be provided instruction that meets their specific needs based on data.

Goal 1, Action 4: We will hire an intervention/enrichment teacher to help support our Social Economic Disadvantaged students. They will provide small group instruction for students with the highest academic needs to close the achievement gaps. We will also use our Title 1 grant to help cover the cost of an intervention teacher, which will work with small groups of students to help bridge the gap

Goal 1, Action 5: We will hire half-day paraprofessionals for all classrooms to help support our Social Economic Disadvantaged students. This allows the certificated teacher to provide small group or individual instruction with the students who need the most support while the paraprofessionals support the whole group.

Goal1, Action 6: Professional Development and coaching to improve our reading comprehension specifically in our student groups for English Learners and our Social Economical students.

Goal 1, Action 7: Intervention for our Social Economic Disadvantaged Students in English Language Arts.

Sherman Thomas Charter School must ensure that we provide a connection between the school and the families we serve to maintain our solid attendance rate and level of parent engagement. We must provide courses that support the development of a well- rounded child. The



2019 CA Dashboard indicator for Chronic Absenteeism is in the Yellow category for All Students and numerically significant student groups. Our students with disabilities group were not numerically significant, but their rate was much higher than all students at 11.1%. To promote increased attendance, lower suspension rates, increase graduation rates, and improve academic outcomes for our high-needs students, the District has used S/C funds to continue the position of attendance clerk. The school uses its supplemental concentrated funding to ensure we are educating the whole child by ensuring a strong connection with families and providing programs that support the health, social, and emotional needs of the child. The school uses its supplemental concentrated funding to ensure we have a safe and positive school environment for children through the following

actions:

Goal 2, Action 1: Attendance Monitoring to ensure Socioeconomically Disadvantaged Students have the support they need to attend school each day. \$38,016

Goal 2, Action 3: Emergency Support for our Social Economic Disadvantaged Students. \$1,000.

Goal 2, Action 4: Communication We will provide a communication application (Bloomz) that allows us to foster strong relationships between the family and school in their home language. \$2,820

Goal 2, Action 5: Parent Engagement We will provide parent engagement through our STCS website. \$2,000

Goal 3, Action1: Mental and Physical Health services will be provided for students.

Each of the above actions has been shown to increase attendance and reduce risk-taking behavior in socio-economically disadvantaged school populations. Each of these actions has been shown to reduce the number of suspensions, expulsions, and overall negative behaviors in schools with a large the population of socioeconomically disadvantaged students.

A description of how services for foster youth, English learners, and low-income students are being increased or improved by the percentage required.

Sherman Thomas Charter School is a increasing services for foster youth, English learners, and low-income students through the following LEA-wide actions:

Goal 1, Action 2: STCS will provide an EL academic Coach to mentor and support STCS teachers in implementing ELD strategies during direct instruction. All teachers of English Learners and RFEP will receive ongoing professional development in SDAIE and ELD instructional strategies and ELD instructional strategies aligned to the ELD standards. Teachers will receive professional development on meeting the needs of individual students using personalized learning by analyzing data and using that data to inform instructional decisions, specifically for our highest-need students. -Teachers will have a coach/mentor to help them with their ELD instruction, and the mentor will conduct the initial and summative ELPAC test. \$25,912

Goal 1, Action 3: STCS will regularly administer assessments to monitor student progress in Math, Reading Language Usage, and Science so that students can be provided instruction that meets their specific needs based on data. \$16,322

Goal 1, Action 4: We will hire an intervention/enrichment teacher to help support our Social Economic Disadvantaged students. They will provide small group instruction for students with the highest academic needs to close the achievement gaps. We will also use our Title 1 grant to help cover the cost of an intervention teacher, which will work with small groups of students to help bridge the gap—\$ 138,847

Goal 1, Action 5: We will hire half-day paraprofessionals for all classrooms to help support our Social Economic Disadvantaged students. This allows the certificated teacher to provide small group or individual instruction with the students who need the most support while the paraprofessionals support the whole group. -\$30,000

Goal 2, Action 1: Attendance Monitoring to ensure Socioeconomically Disadvantaged Students have the support they need to attend school each day. \$38,016

Goal 2, Action 3: Emergency Support for our Social Economic Disadvantaged Students. \$1,000.

Goal 2, Action 4: Communication We will provide a communication application (Bloomz) that allows us to foster strong relationships between the family and school in their home language. \$2,820

Goal 2, Action 5: Parent Engagement We will provide parent engagement through our STCS website. \$2,000

Goal 3, Action1: Mental and Physical Health services will be provided for students. \$31,263

A description of the plan for how the additional concentration grant add-on funding identified above will be used to increase the number of staff providing direct services to students at schools that have a high concentration (above 55 percent) of foster youth, English learners, and low-income students, as applicable.

Sherman Thomas Charter School is a single school LEA with a greater than 55% unduplicated pupil population that will use the additional concentration grant add-on funding to increase the number of classified staff providing direct services to students through the following action(s):

Goal 2, Action 1: We will continue to hire an attendance clerk to track attendance and reach out to families when students are regularly absent. \$38,016

<b>Staff-to-student ratios by type of school and concentration of unduplicated students</b>	Schools with a student concentration of 55 percent or less	Schools with a student concentration of greater than 55 percent
Staff-to-student ratio of classified staff providing direct services to students	N/A	Sherman Thomas Charter School Ratio:1:11

<b>Staff-to-student ratios by type of school and concentration of unduplicated students</b>	Schools with a student concentration of 55 percent or less	Schools with a student concentration of greater than 55 percent
Staff-to-student ratio of certificated staff providing direct services to students	N/A	Sherman Thomas Charter School Ratio: 1:15

## 2022-23 Total Expenditures Table

Totals	LCFF Funds	Other State Funds	Local Funds	Federal Funds	Total Funds	Total Personnel	Total Non-personnel
Totals	\$686,119.25			\$98,422.00	\$784,541.25	\$375,460.25	\$409,081.00

Goal	Action #	Action Title	Student Group(s)	LCFF Funds	Other State Funds	Local Funds	Federal Funds	Total Funds
1	1.1	Common Core aligned course materials	All	\$150,939.00				\$150,939.00
1	1.2	English Language Development	English Learners	\$25,912.25				\$25,912.25
1	1.3	Progress Monitoring	English Learners Foster Youth Low Income	\$16,322.00				\$16,322.00
1	1.4	Intervention	English Learners Foster Youth Low Income	\$138,847.00			\$83,422.00	\$222,269.00
1	1.5	Professional Development and Coaching	English Learners Foster Youth Low Income	\$63,000.00				\$63,000.00
2	2.1	Attendance Monitoring	Low Income	\$38,016.00				\$38,016.00
2	2.2	Enrichment	All				\$15,000.00	\$15,000.00
2	2.3	Emergency Support	Foster Youth Low Income	\$1,000.00				\$1,000.00
2	2.4	Communication	English Learners Foster Youth Low Income	\$2,820.00				\$2,820.00
2	2.5	Parent Engagement	English Learners Foster Youth Low Income	\$2,000.00				\$2,000.00
3	3.1	Facilities	All	\$202,000.00				\$202,000.00
3	3.2	School Culture	All	\$6,000.00				\$6,000.00
3	3.3	Social Emotional Learning	All	\$8,000.00				\$8,000.00

Goal	Action #	Action Title	Student Group(s)	LCFF Funds	Other State Funds	Local Funds	Federal Funds	Total Funds
3	3.4	Mental & Physical Health	English Learners Foster Youth Low Income	\$31,263.00				\$31,263.00

## 2022-23 Contributing Actions Table

1. Projected LCFF Base Grant	2. Projected LCFF Supplemental and/or Concentration Grants	3. Projected Percentage to Increase or Improve Services for the Coming School Year (2 divided by 1)	LCFF Carryover — Percentage (Percentage from Prior Year)	Total Percentage to Increase or Improve Services for the Coming School Year (3 + Carryover %)	4. Total Planned Contributing Expenditures (LCFF Funds)	5. Total Planned Percentage of Improved Services (%)	Planned Percentage to Increase or Improve Services for the Coming School Year (4 divided by 1, plus 5)	Totals by Type	Total LCFF Funds
1,809,372.00	312,841.00	17.29%	0%	17.29%	\$319,180.25	0.00%	17.64 %	<b>Total:</b>	\$319,180.25
								<b>LEA-wide Total:</b>	\$319,180.25
								<b>Limited Total:</b>	\$0.00
								<b>Schoolwide Total:</b>	\$0.00

Goal	Action #	Action Title	Contributing to Increased or Improved Services?	Scope	Unduplicated Student Group(s)	Location	Planned Expenditures for Contributing Actions (LCFF Funds)	Planned Percentage of Improved Services (%)
1	1.2	English Language Development	Yes	LEA-wide	English Learners	All Schools	\$25,912.25	
1	1.3	Progress Monitoring	Yes	LEA-wide	English Learners Foster Youth Low Income	All Schools	\$16,322.00	
1	1.4	Intervention	Yes	LEA-wide	English Learners Foster Youth Low Income	All Schools	\$138,847.00	
1	1.5	Professional Development and Coaching	Yes	LEA-wide	English Learners Foster Youth Low Income	All Schools	\$63,000.00	
2	2.1	Attendance Monitoring	Yes	LEA-wide	Low Income	All Schools	\$38,016.00	
2	2.3	Emergency Support	Yes	LEA-wide	Foster Youth Low Income	All Schools	\$1,000.00	
2	2.4	Communication	Yes	LEA-wide	English Learners Foster Youth Low Income	All Schools	\$2,820.00	

Goal	Action #	Action Title	Contributing to Increased or Improved Services?	Scope	Unduplicated Student Group(s)	Location	Planned Expenditures for Contributing Actions (LCFF Funds)	Planned Percentage of Improved Services (%)
2	2.5	Parent Engagement	Yes	LEA-wide	English Learners Foster Youth Low Income	All Schools	\$2,000.00	
3	3.4	Mental & Physical Health	Yes	LEA-wide	English Learners Foster Youth Low Income	All Schools	\$31,263.00	

## 2021-22 Annual Update Table

Totals	Last Year's Total Planned Expenditures (Total Funds)	Total Estimated Expenditures (Total Funds)
<b>Totals</b>	\$573,289.00	\$497,379.39

Last Year's Goal #	Last Year's Action #	Prior Action/Service Title	Contributed to Increased or Improved Services?	Last Year's Planned Expenditures (Total Funds)	Estimated Actual Expenditures (Input Total Funds)
1	1.1	Common Core aligned course materials	No	\$84,515.00	41,063.86
1	1.2	English Language Development	Yes	\$38,178.00	31,090.75
1	1.3	Progress Monitoring	Yes	\$6,321.00	6,321.00
1	1.4	Intervention	No	\$52,274.00	53,466.00
1	1.5	Intervention	Yes	\$216,238.00	179,676.00
1	1.6	Professional Development and Coaching	Yes	\$27,000.00	28,348.00
1	1.7	Intervention	Yes	\$10,000.00	1,386.00
2	2.1	Attendance Monitoring	Yes	\$28,356.00	34,504.00
2	2.2	Enrichment	Yes	\$5,018.00	15,954.29
2	2.3	Emergency Support	Yes	\$500.00	227.62



Last Year's Goal #	Last Year's Action #	Prior Action/Service Title	Contributed to Increased or Improved Services?	Last Year's Planned Expenditures (Total Funds)	Estimated Actual Expenditures (Input Total Funds)
2	2.4	Communication	Yes	\$1,620.00	4,150.00
2	2.5	Parent Engagement	Yes	\$1,575.00	1,181.93
3	3.1	Facilities	No	\$56,257.00	45,322.63
3	3.2	School Culture	No	\$5,260.00	5,259.31
3	3.3	Social Emotional Learning	No	\$20,320.00	20,319.00
3	3.4	Mental & Physical Health	No	\$19,857.00	29,109

## 2021-22 Contributing Actions Annual Update Table

6. Estimated LCFF Supplemental and/or Concentration Grants (Input Dollar Amount)	4. Total Planned Contributing Expenditures (LCFF Funds)	7. Total Estimated Expenditures for Contributing Actions (LCFF Funds)	Difference Between Planned and Estimated Expenditures for Contributing Actions (Subtract 7 from 4)	5. Total Planned Percentage of Improved Services (%)	8. Total Estimated Percentage of Improved Services (%)	Difference Between Planned and Estimated Percentage of Improved Services (Subtract 5 from 8)
312,210.00	\$334,806.00	\$322,829.24	\$11,976.76	0.00%	0.00%	0.00%

Last Year's Goal #	Last Year's Action #	Prior Action/Service Title	Contributing to Increased or Improved Services?	Last Year's Planned Expenditures for Contributing Actions (LCFF Funds)	Estimated Actual Expenditures for Contributing Actions (Input LCFF Funds)	Planned Percentage of Improved Services	Estimated Actual Percentage of Improved Services (Input Percentage)
1	1.2	English Language Development	Yes	\$38,178.00	31,090.75		
1	1.3	Progress Monitoring	Yes	\$6,321.00	6,321.00		
1	1.5	Intervention	Yes	\$216,238.00	199,665.65		
1	1.6	Professional Development and Coaching	Yes	\$27,000.00	28,348.00		
1	1.7	Intervention	Yes	\$10,000.00	1,386.00		
2	2.1	Attendance Monitoring	Yes	\$28,356.00	34,504.00		
2	2.2	Enrichment	Yes	\$5,018.00	15,954.29		
2	2.3	Emergency Support	Yes	\$500.00	227.62		
2	2.4	Communication	Yes	\$1,620.00	4,150.00		
2	2.5	Parent Engagement	Yes	\$1,575.00	1,181.93		

**2021-22 LCFF Carryover Table**

9. Estimated Actual LCFF Base Grant (Input Dollar Amount)	6. Estimated Actual LCFF Supplemental and/or Concentration Grants	LCFF Carryover — Percentage (Percentage from Prior Year)	10. Total Percentage to Increase or Improve Services for the Current School Year (6 divided by 9 + Carryover %)	7. Total Estimated Actual Expenditures for Contributing Actions (LCFF Funds)	8. Total Estimated Actual Percentage of Improved Services (%)	11. Estimated Actual Percentage of Increased or Improved Services (7 divided by 9, plus 8)	12. LCFF Carryover — Dollar Amount (Subtract 11 from 10 and multiply by 9)	13. LCFF Carryover — Percentage (12 divided by 9)
1,717,897	312,210.00	0%	18.17%	\$322,829.24	0.00%	18.79%	\$0.00	0.00%

# Instructions

[Plan Summary](#)

[Engaging Educational Partners](#)

[Goals and Actions](#)

[Increased or Improved Services for Foster Youth, English Learners, and Low-Income Students](#)

*For additional questions or technical assistance related to the completion of the Local Control and Accountability Plan (LCAP) template, please contact the local county office of education (COE), or the California Department of Education's (CDE's) Local Agency Systems Support Office, by phone at 916-319-0809 or by email at [lcff@cde.ca.gov](mailto:lcff@cde.ca.gov).*

## Introduction and Instructions

The Local Control Funding Formula (LCFF) requires local educational agencies (LEAs) to engage their local educational partners in an annual planning process to evaluate their progress within eight state priority areas encompassing all statutory metrics (COEs have 10 state priorities). LEAs document the results of this planning process in the LCAP using the template adopted by the State Board of Education.

The LCAP development process serves three distinct, but related functions:

- **Comprehensive Strategic Planning:** The process of developing and annually updating the LCAP supports comprehensive strategic planning (California *Education Code* [EC] Section 52064[e][1]). Strategic planning that is comprehensive connects budgetary decisions to teaching and learning performance data. LEAs should continually evaluate the hard choices they make about the use of limited resources to meet student and community needs to ensure opportunities and outcomes are improved for all students.
- **Meaningful Engagement of Educational Partners:** The LCAP development process should result in an LCAP that reflects decisions made through meaningful engagement (EC Section 52064[e][1]). Local educational partners possess valuable perspectives and insights about an LEA's programs and services. Effective strategic planning will incorporate these perspectives and insights in order to identify potential goals and actions to be included in the LCAP.
- **Accountability and Compliance:** The LCAP serves an important accountability function because aspects of the LCAP template require LEAs to show that they have complied with various requirements specified in the LCFF statutes and regulations, most notably:
  - Demonstrating that LEAs are increasing or improving services for foster youth, English learners, and low-income students in proportion to the amount of additional funding those students generate under LCFF (EC Section 52064[b][4-6]).
  - Establishing goals, supported by actions and related expenditures, that address the statutory priority areas and statutory metrics (EC sections 52064[b][1] and [2]).
  - Annually reviewing and updating the LCAP to reflect progress toward the goals (EC Section 52064[b][7]).

The LCAP template, like each LEA’s final adopted LCAP, is a document, not a process. LEAs must use the template to memorialize the outcome of their LCAP development process, which should: (a) reflect comprehensive strategic planning (b) through meaningful engagement with educational partners that (c) meets legal requirements, as reflected in the final adopted LCAP. The sections included within the LCAP template do not and cannot reflect the full development process, just as the LCAP template itself is not intended as a tool for engaging educational partners.

If a county superintendent of schools has jurisdiction over a single school district, the county board of education and the governing board of the school district may adopt and file for review and approval a single LCAP consistent with the requirements in *EC* sections 52060, 52062, 52066, 52068, and 52070. The LCAP must clearly articulate to which entity’s budget (school district or county superintendent of schools) all budgeted and actual expenditures are aligned.

The revised LCAP template for the 2021–22, 2022–23, and 2023–24 school years reflects statutory changes made through Assembly Bill 1840 (Committee on Budget), Chapter 243, Statutes of 2018. These statutory changes enhance transparency regarding expenditures on actions included in the LCAP, including actions that contribute to meeting the requirement to increase or improve services for foster youth, English learners, and low-income students, and to streamline the information presented within the LCAP to make adopted LCAPs more accessible for educational partners and the public.

At its most basic, the adopted LCAP should attempt to distill not just what the LEA is doing for students in transitional kindergarten through grade twelve (TK–12), but also allow educational partners to understand why, and whether those strategies are leading to improved opportunities and outcomes for students. LEAs are strongly encouraged to use language and a level of detail in their adopted LCAPs intended to be meaningful and accessible for the LEA’s diverse educational partners and the broader public.

In developing and finalizing the LCAP for adoption, LEAs are encouraged to keep the following overarching frame at the forefront of the strategic planning and educational partner engagement functions:

Given present performance across the state priorities and on indicators in the California School Dashboard (Dashboard), how is the LEA using its budgetary resources to respond to TK–12 student and community needs, and address any performance gaps, including by meeting its obligation to increase or improve services for foster youth, English learners, and low-income students?

LEAs are encouraged to focus on a set of metrics and actions that the LEA believes, based on input gathered from educational partners, research, and experience, will have the biggest impact on behalf of its TK–12 students.

These instructions address the requirements for each section of the LCAP, but may include information about effective practices when developing the LCAP and completing the LCAP itself. Additionally, information is included at the beginning of each section emphasizing the purpose that each section serves.

## **Plan Summary**

### **Purpose**

A well-developed Plan Summary section provides a meaningful context for the LCAP. This section provides information about an LEA's community as well as relevant information about student needs and performance. In order to provide a meaningful context for the rest of the LCAP, the content of this section should be clearly and meaningfully related to the content included in the subsequent sections of the LCAP.

## Requirements and Instructions

**General Information** – Briefly describe the LEA, its schools, and its students in grades TK–12, as applicable to the LEA. For example, information about an LEA in terms of geography, enrollment, or employment, the number and size of specific schools, recent community challenges, and other such information as an LEA wishes to include can enable a reader to more fully understand an LEA's LCAP.

**Reflections: Successes** – Based on a review of performance on the state indicators and local performance indicators included in the Dashboard, progress toward LCAP goals, local self-assessment tools, input from educational partners, and any other information, what progress is the LEA most proud of and how does the LEA plan to maintain or build upon that success? This may include identifying specific examples of how past increases or improvements in services for foster youth, English learners, and low-income students have led to improved performance for these students.

**Reflections: Identified Need** – Referring to the Dashboard, identify: (a) any state indicator for which overall performance was in the “Red” or “Orange” performance category or any local indicator where the LEA received a “Not Met” or “Not Met for Two or More Years” rating AND (b) any state indicator for which performance for any student group was two or more performance levels below the “all student” performance. What steps is the LEA planning to take to address these areas of low performance and performance gaps? An LEA that is required to include a goal to address one or more consistently low-performing student groups or low-performing schools must identify that it is required to include this goal and must also identify the applicable student group(s) and/or school(s). Other needs may be identified using locally collected data including data collected to inform the self-reflection tools and reporting local indicators on the Dashboard.

**LCAP Highlights** – Identify and briefly summarize the key features of this year's LCAP.

**Comprehensive Support and Improvement** – An LEA with a school or schools identified for comprehensive support and improvement (CSI) under the Every Student Succeeds Act must respond to the following prompts:

- **Schools Identified:** Identify the schools within the LEA that have been identified for CSI.
- **Support for Identified Schools:** Describe how the LEA has or will support the identified schools in developing CSI plans that included a school-level needs assessment, evidence-based interventions, and the identification of any resource inequities to be addressed through the implementation of the CSI plan.
- **Monitoring and Evaluating Effectiveness:** Describe how the LEA will monitor and evaluate the implementation and effectiveness of the CSI plan to support student and school improvement.

## Engaging Educational Partners

## Purpose

Significant and purposeful engagement of parents, students, educators, and other educational partners, including those representing the student groups identified by LCFF, is critical to the development of the LCAP and the budget process. Consistent with statute, such engagement should support comprehensive strategic planning, accountability, and improvement across the state priorities and locally identified priorities (*EC Section 52064[e][1]*). Engagement of educational partners is an ongoing, annual process.

This section is designed to reflect how the engagement of educational partners influenced the decisions reflected in the adopted LCAP. The goal is to allow educational partners that participated in the LCAP development process and the broader public understand how the LEA engaged educational partners and the impact of that engagement. LEAs are encouraged to keep this goal in the forefront when completing this section.

Statute and regulations specify the educational partners that school districts and COEs must consult when developing the LCAP: teachers, principals, administrators, other school personnel, local bargaining units of the LEA, parents, and students. Before adopting the LCAP, school districts and COEs must share it with the Parent Advisory Committee and, if applicable, to its English Learner Parent Advisory Committee. The superintendent is required by statute to respond in writing to the comments received from these committees. School districts and COEs must also consult with the special education local plan area administrator(s) when developing the LCAP.

Statute requires charter schools to consult with teachers, principals, administrators, other school personnel, parents, and students in developing the LCAP. The LCAP should also be shared with, and LEAs should request input from, schoolsite-level advisory groups, as applicable (e.g., schoolsite councils, English Learner Advisory Councils, student advisory groups, etc.), to facilitate alignment between schoolsite and district-level goals and actions.

Information and resources that support effective engagement, define student consultation, and provide the requirements for advisory group composition, can be found under Resources on the following web page of the CDE's website: <https://www.cde.ca.gov/re/lc/>.

## Requirements and Instructions

Below is an excerpt from the 2018–19 *Guide for Annual Audits of K–12 Local Education Agencies and State Compliance Reporting*, which is provided to highlight the legal requirements for engagement of educational partners in the LCAP development process:

### **Local Control and Accountability Plan:**

For county offices of education and school districts only, verify the LEA:

- a) Presented the local control and accountability plan to the parent advisory committee in accordance with Education Code section 52062(a)(1) or 52068(a)(1), as appropriate.
- b) If applicable, presented the local control and accountability plan to the English learner parent advisory committee, in accordance with Education Code section 52062(a)(2) or 52068(a)(2), as appropriate.

- c) Notified members of the public of the opportunity to submit comments regarding specific actions and expenditures proposed to be included in the local control and accountability plan in accordance with Education Code section 52062(a)(3) or 52068(a)(3), as appropriate.
- d) Held at least one public hearing in accordance with Education Code section 52062(b)(1) or 52068(b)(1), as appropriate.
- e) Adopted the local control and accountability plan in a public meeting in accordance with Education Code section 52062(b)(2) or 52068(b)(2), as appropriate.

**Prompt 1:** “A summary of the process used to engage educational partners and how this engagement was considered before finalizing the LCAP.”

Describe the engagement process used by the LEA to involve educational partners in the development of the LCAP, including, at a minimum, describing how the LEA met its obligation to consult with all statutorily required educational partners as applicable to the type of LEA. A sufficient response to this prompt must include general information about the timeline of the process and meetings or other engagement strategies with educational partners. A response may also include information about an LEA’s philosophical approach to engaging its educational partners.

**Prompt 2:** “A summary of the feedback provided by specific educational partners.”

Describe and summarize the feedback provided by specific educational partners. A sufficient response to this prompt will indicate ideas, trends, or inputs that emerged from an analysis of the feedback received from educational partners.

**Prompt 3:** “A description of the aspects of the LCAP that were influenced by specific input from educational partners.”

A sufficient response to this prompt will provide educational partners and the public with clear, specific information about how the engagement process influenced the development of the LCAP. The response must describe aspects of the LCAP that were influenced by or developed in response to the educational partner feedback described in response to Prompt 2. This may include a description of how the LEA prioritized requests of educational partners within the context of the budgetary resources available or otherwise prioritized areas of focus within the LCAP. For the purposes of this prompt, “aspects” of an LCAP that may have been influenced by educational partner input can include, but are not necessarily limited to:

- Inclusion of a goal or decision to pursue a Focus Goal (as described below)
- Inclusion of metrics other than the statutorily required metrics
- Determination of the desired outcome on one or more metrics
- Inclusion of performance by one or more student groups in the Measuring and Reporting Results subsection
- Inclusion of action(s) or a group of actions
- Elimination of action(s) or group of actions
- Changes to the level of proposed expenditures for one or more actions



- Inclusion of action(s) as contributing to increased or improved services for unduplicated services
- Determination of effectiveness of the specific actions to achieve the goal
- Determination of material differences in expenditures
- Determination of changes made to a goal for the ensuing LCAP year based on the annual update process
- Determination of challenges or successes in the implementation of actions

## Goals and Actions

### Purpose

Well-developed goals will clearly communicate to educational partners what the LEA plans to accomplish, what the LEA plans to do in order to accomplish the goal, and how the LEA will know when it has accomplished the goal. A goal statement, associated metrics and expected outcomes, and the actions included in the goal should be in alignment. The explanation for why the LEA included a goal is an opportunity for LEAs to clearly communicate to educational partners and the public why, among the various strengths and areas for improvement highlighted by performance data and strategies and actions that could be pursued, the LEA decided to pursue this goal, and the related metrics, expected outcomes, actions, and expenditures.

A well-developed goal can be focused on the performance relative to a metric or metrics for all students, a specific student group(s), narrowing performance gaps, or implementing programs or strategies expected to impact outcomes. LEAs should assess the performance of their student groups when developing goals and the related actions to achieve such goals.

### Requirements and Instructions

LEAs should prioritize the goals, specific actions, and related expenditures included within the LCAP within one or more state priorities. LEAs should consider performance on the state and local indicators, including their locally collected and reported data for the local indicators that are included in the Dashboard in determining whether and how to prioritize its goals within the LCAP.

In order to support prioritization of goals, the LCAP template provides LEAs with the option of developing three different kinds of goals:

- **Focus Goal:** A Focus Goal is relatively more concentrated in scope and may focus on a fewer number of metrics to measure improvement. A Focus Goal statement will be time bound and make clear how the goal is to be measured.
- **Broad Goal:** A Broad Goal is relatively less concentrated in its scope and may focus on improving performance across a wide range of metrics.
- **Maintenance of Progress Goal:** A Maintenance of Progress Goal includes actions that may be ongoing without significant changes and allows an LEA to track performance on any metrics not addressed in the other goals of the LCAP.

At a minimum, the LCAP must address all LCFF priorities and associated metrics.

## **Focus Goal(s)**

**Goal Description:** The description provided for a Focus Goal must be specific, measurable, and time bound. An LEA develops a Focus Goal to address areas of need that may require or benefit from a more specific and data intensive approach. The Focus Goal can explicitly reference the metric(s) by which achievement of the goal will be measured and the time frame according to which the LEA expects to achieve the goal.

**Explanation of why the LEA has developed this goal:** Explain why the LEA has chosen to prioritize this goal. An explanation must be based on Dashboard data or other locally collected data. LEAs must describe how the LEA identified this goal for focused attention, including relevant consultation with educational partners. LEAs are encouraged to promote transparency and understanding around the decision to pursue a focus goal.

## **Broad Goal**

**Goal Description:** Describe what the LEA plans to achieve through the actions included in the goal. The description of a broad goal will be clearly aligned with the expected measurable outcomes included for the goal. The goal description organizes the actions and expected outcomes in a cohesive and consistent manner. A goal description is specific enough to be measurable in either quantitative or qualitative terms. A broad goal is not as specific as a focus goal. While it is specific enough to be measurable, there are many different metrics for measuring progress toward the goal.

**Explanation of why the LEA has developed this goal:** Explain why the LEA developed this goal and how the actions and metrics grouped together will help achieve the goal.

## **Maintenance of Progress Goal**

**Goal Description:** Describe how the LEA intends to maintain the progress made in the LCFF State Priorities not addressed by the other goals in the LCAP. Use this type of goal to address the state priorities and applicable metrics not addressed within the other goals in the LCAP. The state priorities and metrics to be addressed in this section are those for which the LEA, in consultation with educational partners, has determined to maintain actions and monitor progress while focusing implementation efforts on the actions covered by other goals in the LCAP.

**Explanation of why the LEA has developed this goal:** Explain how the actions will sustain the progress exemplified by the related metrics.

## **Required Goals**

In general, LEAs have flexibility in determining what goals to include in the LCAP and what those goals will address; however, beginning with the development of the 2022–23 LCAP, LEAs that meet certain criteria are required to include a specific goal in their LCAP.

**Consistently low-performing student group(s) criteria:** An LEA is eligible for Differentiated Assistance for three or more consecutive years based on the performance of the same student group or groups in the Dashboard. A list of the LEAs required to include a goal in the LCAP based on student group performance, and the student group(s) that lead to identification, may be found on the CDE’s Local Control Funding Formula web page at <https://www.cde.ca.gov/fg/aa/lc/>.

- **Consistently low-performing student group(s) goal requirement:** An LEA meeting the consistently low-performing student group(s) criteria must include a goal in its LCAP focused on improving the performance of the student group or groups that led to the LEA’s eligibility for Differentiated

Assistance. This goal must include metrics, outcomes, actions, and expenditures specific to addressing the needs of, and improving outcomes for, this student group or groups. An LEA required to address multiple student groups is not required to have a goal to address each student group; however, each student group must be specifically addressed in the goal. This requirement may not be met by combining this required goal with another goal.

- **Goal Description:** Describe the outcomes the LEA plans to achieve to address the needs of, and improve outcomes for, the student group or groups that led to the LEA's eligibility for Differentiated Assistance.
- **Explanation of why the LEA has developed this goal:** Explain why the LEA is required to develop this goal, including identifying the student group(s) that lead to the LEA being required to develop this goal, how the actions and associated metrics included in this goal differ from previous efforts to improve outcomes for the student group(s), and why the LEA believes the actions, metrics, and expenditures included in this goal will help achieve the outcomes identified in the goal description.

**Low-performing school(s) criteria:** The following criteria only applies to a school district or COE with two or more schools; it does not apply to a single-school district. A school district or COE has one or more schools that, for two consecutive years, received the two lowest performance levels on all but one of the state indicators for which the school(s) receive performance levels in the Dashboard and the performance of the "All Students" student group for the LEA is at least one performance level higher in all of those indicators. A list of the LEAs required to include a goal in the LCAP based on school performance, and the school(s) that lead to identification, may be found on the CDE's Local Control Funding Formula web page at <https://www.cde.ca.gov/fg/aa/lc/>.

- **Low-performing school(s) goal requirement:** A school district or COE meeting the low-performing school(s) criteria must include a goal in its LCAP focusing on addressing the disparities in performance between the school(s) and the LEA as a whole. This goal must include metrics, outcomes, actions, and expenditures specific to addressing the needs of, and improving outcomes for, the students enrolled at the low-performing school or schools. An LEA required to address multiple schools is not required to have a goal to address each school; however, each school must be specifically addressed in the goal. This requirement may not be met by combining this goal with another goal.
- **Goal Description:** Describe what outcomes the LEA plans to achieve to address the disparities in performance between the students enrolled at the low-performing school(s) and the students enrolled at the LEA as a whole.
- **Explanation of why the LEA has developed this goal:** Explain why the LEA is required to develop this goal, including identifying the schools(s) that lead to the LEA being required to develop this goal; how the actions and associated metrics included in this goal differ from previous efforts to improve outcomes for the school(s); and why the LEA believes the actions, metrics, and expenditures included in this goal will help achieve the outcomes for students enrolled at the low-performing school or schools identified in the goal description.

### **Measuring and Reporting Results:**

For each LCAP year, identify the metric(s) that the LEA will use to track progress toward the expected outcomes. LEAs are encouraged to identify metrics for specific student groups, as appropriate, including expected outcomes that would reflect narrowing of any existing performance gaps.

Include in the baseline column the most recent data associated with this metric available at the time of adoption of the LCAP for the first year of the three-year plan. LEAs may use data as reported on the 2019 Dashboard for the baseline of a metric only if that data represents the most recent available (e.g., high school graduation rate).

Using the most recent data available may involve reviewing data the LEA is preparing for submission to the California Longitudinal Pupil Achievement Data System (CALPADS) or data that the LEA has recently submitted to CALPADS. Because final 2020–21 outcomes on some metrics may not be computable at the time the 2021–24 LCAP is adopted (e.g., graduation rate, suspension rate), the most recent data available may include a point in time calculation taken each year on the same date for comparability purposes.

The baseline data shall remain unchanged throughout the three-year LCAP.

Complete the table as follows:

- **Metric:** Indicate how progress is being measured using a metric.
- **Baseline:** Enter the baseline when completing the LCAP for 2021–22. As described above, the baseline is the most recent data associated with a metric. Indicate the school year to which the data applies, consistent with the instructions above.
- **Year 1 Outcome:** When completing the LCAP for 2022–23, enter the most recent data available. Indicate the school year to which the data applies, consistent with the instructions above.
- **Year 2 Outcome:** When completing the LCAP for 2023–24, enter the most recent data available. Indicate the school year to which the data applies, consistent with the instructions above.
- **Year 3 Outcome:** When completing the LCAP for 2024–25, enter the most recent data available. Indicate the school year to which the data applies, consistent with the instructions above. The 2024–25 LCAP will be the first year in the next three-year cycle. Completing this column will be part of the Annual Update for that year.
- **Desired Outcome for 2023–24:** When completing the first year of the LCAP, enter the desired outcome for the relevant metric the LEA expects to achieve by the end of the 2023–24 LCAP year.

Timeline for completing the “**Measuring and Reporting Results**” part of the Goal.

Metric	Baseline	Year 1 Outcome	Year 2 Outcome	Year 3 Outcome	Desired Outcome for Year 3 (2023–24)
Enter information in this box when completing the LCAP for <b>2021–22</b> .	Enter information in this box when completing the LCAP for <b>2021–22</b> .	Enter information in this box when completing the LCAP for <b>2022–23</b> . Leave blank until then.	Enter information in this box when completing the LCAP for <b>2023–24</b> . Leave blank until then.	Enter information in this box when completing the LCAP for <b>2024–25</b> . Leave blank until then.	Enter information in this box when completing the LCAP for <b>2021–22</b> or when adding a new metric.

The metrics may be quantitative or qualitative; but at minimum, an LEA’s LCAP must include goals that are measured using all of the applicable metrics for the related state priorities, in each LCAP year as applicable to the type of LEA. To the extent a state priority does not specify one or more metrics (e.g., implementation of state academic content and performance standards), the LEA must identify a metric to use within the LCAP. For these state priorities, LEAs are encouraged to use metrics based on or reported through the relevant self-reflection tool for local indicators within the Dashboard.

**Actions:** Enter the action number. Provide a short title for the action. This title will also appear in the action tables. Provide a description of the action. Enter the total amount of expenditures associated with this action. Budgeted expenditures from specific fund sources will be provided in the summary tables. Indicate whether the action contributes to meeting the increase or improved services requirement as described in the Increased or Improved Services section using a “Y” for Yes or an “N” for No. (**Note:** for each such action offered on an LEA-wide or schoolwide basis, the LEA will need to provide additional information in the Increased or Improved Summary Section to address the requirements in *California Code of Regulations*, Title 5 [5 CCR] Section 15496(b) in the Increased or Improved Services Section of the LCAP).

**Actions for English Learners:** School districts, COEs, and charter schools that have a numerically significant English learner student subgroup must include specific actions in the LCAP related to, at a minimum, the language acquisition programs, as defined in *EC* Section 306, provided to students and professional development activities specific to English learners.

**Actions for Foster Youth:** School districts, COEs, and charter schools that have a numerically significant Foster Youth student subgroup are encouraged to include specific actions in the LCAP designed to meet needs specific to Foster Youth students.

**Goal Analysis:**

Enter the LCAP Year.

Using actual annual measurable outcome data, including data from the Dashboard, analyze whether the planned actions were effective in achieving the goal. Respond to the prompts as instructed.

- Describe the overall implementation of the actions to achieve the articulated goal. Include a discussion of relevant challenges and successes experienced with the implementation process. This must include any instance where the LEA did not implement a planned action or implemented a planned action in a manner that differs substantively from how it was described in the adopted LCAP.
- Explain material differences between Budgeted Expenditures and Estimated Actual Expenditures and between the Planned Percentages of Improved Services and Estimated Actual Percentages of Improved Services, as applicable. Minor variances in expenditures or percentages do not need to be addressed, and a dollar-for-dollar accounting is not required.
- Describe the effectiveness of the specific actions to achieve the articulated goal as measured by the LEA. In some cases, not all actions in a goal will be intended to improve performance on all of the metrics associated with the goal. When responding to this prompt, LEAs may assess the effectiveness of a single action or group of actions within the goal in the context of performance on a single metric or group of specific metrics within the goal that are applicable to the action(s). Grouping actions with metrics will allow for more robust analysis of whether the strategy the LEA is using to impact a specified set of metrics is working and increase transparency for educational partners. LEAs are encouraged to use such an approach when goals include multiple actions and metrics that are not closely associated.
- Describe any changes made to this goal, expected outcomes, metrics, or actions to achieve this goal as a result of this analysis and analysis of the data provided in the Dashboard or other local data, as applicable.

## Increased or Improved Services for Foster Youth, English Learners, and Low-Income Students

### Purpose

A well-written Increased or Improved Services section provides educational partners with a comprehensive description, within a single dedicated section, of how an LEA plans to increase or improve services for its unduplicated students in grades TK–12 as compared to all students in grades TK–12, as applicable, and how LEA-wide or schoolwide actions identified for this purpose meet regulatory requirements. Descriptions provided should include sufficient detail yet be sufficiently succinct to promote a broader understanding of educational partners to facilitate their ability to provide input. An LEA’s description in this section must align with the actions included in the Goals and Actions section as contributing.

### Requirements and Instructions

***Projected LCFF Supplemental and/or Concentration Grants:*** Specify the amount of LCFF supplemental and concentration grant funds the LEA estimates it will receive in the coming year based on the number and concentration of low income, foster youth, and English learner students.

**Projected Additional LCFF Concentration Grant (15 percent):** Specify the amount of additional LCFF concentration grant add-on funding, as described in EC Section 42238.02, that the LEA estimates it will receive in the coming year.

**Projected Percentage to Increase or Improve Services for the Coming School Year:** Specify the estimated percentage by which services for unduplicated pupils must be increased or improved as compared to the services provided to all students in the LCAP year as calculated pursuant to 5 CCR Section 15496(a)(7).

**LCFF Carryover — Percentage:** Specify the LCFF Carryover — Percentage identified in the LCFF Carryover Table. If a carryover percentage is not identified in the LCFF Carryover Table, specify a percentage of zero (0.00%).

**LCFF Carryover — Dollar:** Specify the LCFF Carryover — Dollar amount identified in the LCFF Carryover Table. If a carryover amount is not identified in the LCFF Carryover Table, specify an amount of zero (\$0).

**Total Percentage to Increase or Improve Services for the Coming School Year:** Add the Projected Percentage to Increase or Improve Services for the Coming School Year and the Proportional LCFF Required Carryover Percentage and specify the percentage. This is the LEAs percentage by which services for unduplicated pupils must be increased or improved as compared to the services provided to all students in the LCAP year, as calculated pursuant to 5 CCR Section 15496(a)(7).

**Required Descriptions:**

**For each action being provided to an entire school, or across the entire school district or COE, an explanation of (1) how the needs of foster youth, English learners, and low-income students were considered first, and (2) how these actions are effective in meeting the goals for these students.**

For each action included in the Goals and Actions section as contributing to the increased or improved services requirement for unduplicated pupils and provided on an LEA-wide or schoolwide basis, the LEA must include an explanation consistent with 5 CCR Section 15496(b). For any such actions continued into the 2021–24 LCAP from the 2017–2020 LCAP, the LEA must determine whether or not the action was effective as expected, and this determination must reflect evidence of outcome data or actual implementation to date.

**Principally Directed and Effective:** An LEA demonstrates how an action is principally directed towards and effective in meeting the LEA’s goals for unduplicated students when the LEA explains how:

- It considers the needs, conditions, or circumstances of its unduplicated pupils;
- The action, or aspect(s) of the action (including, for example, its design, content, methods, or location), is based on these considerations; and
- The action is intended to help achieve an expected measurable outcome of the associated goal.

As such, the response provided in this section may rely on a needs assessment of unduplicated students.

Conclusory statements that a service will help achieve an expected outcome for the goal, without an explicit connection or further explanation as to how, are not sufficient. Further, simply stating that an LEA has a high enrollment percentage of a specific student group or groups does not meet the increase or improve services standard because enrolling students is not the same as serving students.

For example, if an LEA determines that low-income students have a significantly lower attendance rate than the attendance rate for all students, it might justify LEA-wide or schoolwide actions to address this area of need in the following way:

After assessing the needs, conditions, and circumstances of our low-income students, we learned that the attendance rate of our low-income students is 7 percent lower than the attendance rate for all students. (Needs, Conditions, Circumstances [Principally Directed])

In order to address this condition of our low-income students, we will develop and implement a new attendance program that is designed to address some of the major causes of absenteeism, including lack of reliable transportation and food, as well as a school climate that does not emphasize the importance of attendance. Goal N, Actions X, Y, and Z provide additional transportation and nutritional resources as well as a districtwide educational campaign on the benefits of high attendance rates. (Contributing Action[s])

These actions are being provided on an LEA-wide basis and we expect/hope that all students with less than a 100 percent attendance rate will benefit. However, because of the significantly lower attendance rate of low-income students, and because the actions meet needs most associated with the chronic stresses and experiences of a socio-economically disadvantaged status, we expect that the attendance rate for our low-income students will increase significantly more than the average attendance rate of all other students. (Measurable Outcomes [Effective In])

**COEs and Charter Schools:** Describe how actions included as contributing to meeting the increased or improved services requirement on an LEA-wide basis are principally directed to and effective in meeting its goals for unduplicated pupils in the state and any local priorities as described above. In the case of COEs and charter schools, schoolwide and LEA-wide are considered to be synonymous.

## **For School Districts Only:**

### **Actions Provided on an LEA-Wide Basis:**

***Unduplicated Percentage > 55 percent:*** For school districts with an unduplicated pupil percentage of 55 percent or more, describe how these actions are principally directed to and effective in meeting its goals for unduplicated pupils in the state and any local priorities as described above.

***Unduplicated Percentage < 55 percent:*** For school districts with an unduplicated pupil percentage of less than 55 percent, describe how these actions are principally directed to and effective in meeting its goals for unduplicated pupils in the state and any local priorities. Also describe how the actions **are the most effective use of the funds** to meet these goals for its unduplicated pupils. Provide the basis for this determination, including any alternatives considered, supporting research, experience, or educational theory.

### **Actions Provided on a Schoolwide Basis:**



School Districts must identify in the description those actions being funded and provided on a schoolwide basis, and include the required description supporting the use of the funds on a schoolwide basis.

**For schools with 40 percent or more enrollment of unduplicated pupils:** Describe how these actions are principally directed to and effective in meeting its goals for its unduplicated pupils in the state and any local priorities.

**For school districts expending funds on a schoolwide basis at a school with less than 40 percent enrollment of unduplicated pupils:** Describe how these actions are principally directed to and how the actions are the most effective use of the funds to meet its goals for foster youth, English learners, and low-income students in the state and any local priorities.

**A description of how services for foster youth, English learners, and low-income students are being increased or improved by the percentage required.**

Consistent with the requirements of 5 CCR Section 15496, describe how services provided for unduplicated pupils are increased or improved by at least the percentage calculated as compared to the services provided for all students in the LCAP year. To improve services means to grow services in quality and to increase services means to grow services in quantity. Services are increased or improved by those actions in the LCAP that are included in the Goals and Actions section as contributing to the increased or improved services requirement, whether they are provided on an LEA-wide or schoolwide basis or provided on a limited basis to unduplicated students. A limited action is an action that only serves foster youth, English learners, and/or low-income students. This description must address how these action(s) are expected to result in the required proportional increase or improvement in services for unduplicated pupils as compared to the services the LEA provides to all students for the relevant LCAP year.

For any action contributing to meeting the increased or improved services requirement that is associated with a Planned Percentage of Improved Services in the Contributing Summary Table rather than an expenditure of LCFF funds, describe the methodology that was used to determine the contribution of the action towards the proportional percentage. See the instructions for determining the Planned Percentage of Improved Services for information on calculating the Percentage of Improved Services.

**A description of the plan for how the additional concentration grant add-on funding identified above will be used to increase the number of staff providing direct services to students at schools that have a high concentration (above 55 percent) of foster youth, English learners, and low-income students, as applicable.**

An LEA that receives the additional concentration grant add-on described in EC Section 42238.02 is required to demonstrate how it is using these funds to increase the number of staff who provide direct services to students at schools with an enrollment of unduplicated students that is greater than 55 percent as compared to the number of staff who provide direct services to students at schools with an enrollment of unduplicated students that is equal to or less than 55 percent. The staff who provide direct services to students must be certificated staff and/or classified staff employed by the LEA; classified staff includes custodial staff.

Provide the following descriptions, as applicable to the LEA:

An LEA that does not receive a concentration grant or the concentration grant add-on must indicate that a response to this prompt is not applicable.

Identify the goal and action numbers of the actions in the LCAP that the LEA is implementing to meet the requirement to increase the number of staff who provide direct services to students at schools with an enrollment of unduplicated students that is greater than 55 percent.

An LEA that does not have comparison schools from which to describe how it is using the concentration grant add-on funds, such as an LEA that only has schools with an enrollment of unduplicated students that is greater than 55 percent, must describe how it is using the funds to increase the number of credentialed staff, classified staff, or both, including custodial staff, who provide direct services to students at selected schools and the criteria used to determine which schools require additional staffing support.

In the event that an additional concentration grant add-on is not sufficient to increase staff providing direct services to students at a school with an enrollment of unduplicated students that is greater than 55 percent, the LEA must describe how it is using the funds to retain staff providing direct services to students at a school with an enrollment of unduplicated students that is greater than 55 percent.

Complete the table as follows:

- Provide the staff-to-student ratio of classified staff providing direct services to students with a concentration of unduplicated students that is 55 percent or less and the staff-to-student ratio of classified staff providing direct services to students at schools with a concentration of unduplicated students that is greater than 55 percent, as applicable to the LEA. The LEA may group its schools by grade span (Elementary, Middle/Junior High, and High Schools), as applicable to the LEA. The staff-to-student ratio must be based on the number of full time equivalent (FTE) staff and the number of enrolled students as counted on the first Wednesday in October of each year.
- Provide the staff-to-student ratio of certificated staff providing direct services to students at schools with a concentration of unduplicated students that is 55 percent or less and the staff-to-student ratio of certificated staff providing direct services to students at schools with a concentration of unduplicated students that is greater than 55 percent, as applicable to the LEA. The LEA may group its schools by grade span (Elementary, Middle/Junior High, and High Schools), as applicable to the LEA. The staff-to-student ratio must be based on the number of FTE staff and the number of enrolled students as counted on the first Wednesday in October of each year.

## Action Tables

Complete the Data Entry Table for each action in the LCAP. The information entered into this table will automatically populate the other Action Tables. Information is only entered into the Data Entry Table, the Annual Update Table, the Contributing Actions Annual Update Table, and the LCFF Carryover Table. With the exception of the Data Entry Table, the word “input” has been added to column headers to aid in identifying the column(s) where information will be entered. Information is not entered on the remaining Action tables.

The following tables are required to be included as part of the LCAP adopted by the local governing board or governing body:

- Table 1: Total Planned Expenditures Table (for the coming LCAP Year)

- Table 2: Contributing Actions Table (for the coming LCAP Year)
- Table 3: Annual Update Table (for the current LCAP Year)
- Table 4: Contributing Actions Annual Update Table (for the current LCAP Year)
- Table 5: LCFF Carryover Table (for the current LCAP Year)

Note: The coming LCAP Year is the year that is being planned for, while the current LCAP year is the current year of implementation. For example, when developing the 2022–23 LCAP, 2022–23 will be the coming LCAP Year and 2021–22 will be the current LCAP Year.

## Data Entry Table

The Data Entry Table may be included in the LCAP as adopted by the local governing board or governing body, but is not required to be included. In the Data Entry Table, input the following information for each action in the LCAP for that applicable LCAP year:

- **LCAP Year:** Identify the applicable LCAP Year.
- **1. Projected LCFF Base Grant:** Provide the total amount of LCFF funding the LEA estimates it will receive for the coming school year, excluding the supplemental and concentration grants and the add-ons for the Targeted Instructional Improvement Grant Program and the Home to School Transportation Program, pursuant to 5 CCR Section 15496(a)(8).

See *EC* sections 2574 (for COEs) and 42238.02 (for school districts and charter schools), as applicable, for LCFF apportionment calculations.

- **2. Projected LCFF Supplemental and/or Concentration Grants:** Provide the total amount of LCFF supplemental and concentration grants the LEA estimates it will receive on the basis of the number and concentration of unduplicated students for the coming school year.
- **3. Projected Percentage to Increase or Improve Services for the Coming School Year:** This percentage will not be entered; it is calculated based on the Projected LCFF Base Grant and the Projected LCFF Supplemental and/or Concentration Grants, pursuant to 5 CCR Section 15496(a)(8). This is the percentage by which services for unduplicated pupils must be increased or improved as compared to the services provided to all students in the coming LCAP year.
- **LCFF Carryover — Percentage:** Specify the LCFF Carryover — Percentage identified in the LCFF Carryover Table from the prior LCAP year. If a carryover percentage is not identified in the LCFF Carryover Table, specify a percentage of zero (0.00%).
- **Total Percentage to Increase or Improve Services for the Coming School Year:** This percentage will not be entered; it is calculated based on the Projected Percentage to Increase or Improve Services for the Coming School Year and the LCFF Carryover —

Percentage. This is the percentage by which the LEA must increase or improve services for unduplicated pupils as compared to the services provided to all students in the coming LCAP year.

- **Goal #:** Enter the LCAP Goal number for the action.
- **Action #:** Enter the action's number as indicated in the LCAP Goal.
- **Action Title:** Provide a title of the action.
- **Student Group(s):** Indicate the student group or groups who will be the primary beneficiary of the action by entering "All," or by entering a specific student group or groups.
- **Contributing to Increased or Improved Services?:** Type "Yes" if the action **is** included as contributing to meeting the increased or improved services; OR, type "No" if the action is **not** included as contributing to meeting the increased or improved services.
- If "Yes" is entered into the Contributing column, then complete the following columns:
  - **Scope:** The scope of an action may be LEA-wide (i.e., districtwide, countywide, or charterwide), schoolwide, or limited. An action that is LEA-wide in scope upgrades the entire educational program of the LEA. An action that is schoolwide in scope upgrades the entire educational program of a single school. An action that is limited in its scope is an action that serves only one or more unduplicated student groups.
  - **Unduplicated Student Group(s):** Regardless of scope, contributing actions serve one or more unduplicated student groups. Indicate one or more unduplicated student groups for whom services are being increased or improved as compared to what all students receive.
  - **Location:** Identify the location where the action will be provided. If the action is provided to all schools within the LEA, the LEA must indicate "All Schools." If the action is provided to specific schools within the LEA or specific grade spans only, the LEA must enter "Specific Schools" or "Specific Grade Spans." Identify the individual school or a subset of schools or grade spans (e.g., all high schools or grades transitional kindergarten through grade five), as appropriate.
- **Time Span:** Enter "ongoing" if the action will be implemented for an indeterminate period of time. Otherwise, indicate the span of time for which the action will be implemented. For example, an LEA might enter "1 Year," or "2 Years," or "6 Months."
- **Total Personnel:** Enter the total amount of personnel expenditures utilized to implement this action.
- **Total Non-Personnel:** This amount will be automatically calculated based on information provided in the Total Personnel column and the Total Funds column.

- **LCFF Funds:** Enter the total amount of LCFF funds utilized to implement this action, if any. LCFF funds include all funds that make up an LEA’s total LCFF target (i.e., base grant, grade span adjustment, supplemental grant, concentration grant, Targeted Instructional Improvement Block Grant, and Home-To-School Transportation).
  - **Note:** For an action to contribute towards meeting the increased or improved services requirement it must include some measure of LCFF funding. The action may also include funding from other sources, however the extent to which an action contributes to meeting the increased or improved services requirement is based on the LCFF funding being used to implement the action.
- **Other State Funds:** Enter the total amount of Other State Funds utilized to implement this action, if any.
- **Local Funds:** Enter the total amount of Local Funds utilized to implement this action, if any.
- **Federal Funds:** Enter the total amount of Federal Funds utilized to implement this action, if any.
- **Total Funds:** This amount is automatically calculated based on amounts entered in the previous four columns.
- **Planned Percentage of Improved Services:** For any action identified as contributing, being provided on a Limited basis to unduplicated students, and that does not have funding associated with the action, enter the planned quality improvement anticipated for the action as a percentage rounded to the nearest hundredth (0.00%). A limited action is an action that only serves foster youth, English learners, and/or low-income students.
  - As noted in the instructions for the Increased or Improved Services section, when identifying a Planned Percentage of Improved Services, the LEA must describe the methodology that it used to determine the contribution of the action towards the proportional percentage. The percentage of improved services for an action corresponds to the amount of LCFF funding that the LEA estimates it would expend to implement the action if it were funded.

For example, an LEA determines that there is a need to analyze data to ensure that instructional aides and expanded learning providers know what targeted supports to provide to students who are foster youth. The LEA could implement this action by hiring additional staff to collect and analyze data and to coordinate supports for students, which the LEA estimates would cost \$165,000. Instead, the LEA chooses to utilize a portion of existing staff time to analyze data relating to students who are foster youth. This analysis will then be shared with site principals who will use the data to coordinate services provided by instructional assistants and expanded learning providers to target support to students. In this example, the LEA would divide the estimated cost of \$165,000 by the amount of LCFF Funding identified in the Data Entry Table and then convert the quotient to a percentage. This percentage is the Planned Percentage of Improved Service for the action.

## Contributing Actions Table

As noted above, information will not be entered in the Contributing Actions Table; however, the ‘Contributing to Increased or Improved Services?’ column will need to be checked to ensure that only actions with a “Yes” are displaying. If actions with a “No” are displayed or if actions that are contributing are not displaying in the column, use the drop-down menu in the column header to filter only the “Yes” responses.

## Annual Update Table

In the Annual Update Table, provide the following information for each action in the LCAP for the relevant LCAP year:

- **Estimated Actual Expenditures:** Enter the total estimated actual expenditures to implement this action, if any.

## Contributing Actions Annual Update Table

In the Contributing Actions Annual Update Table, check the ‘Contributing to Increased or Improved Services?’ column to ensure that only actions with a “Yes” are displaying. If actions with a “No” are displayed or if actions that are contributing are not displaying in the column, use the drop-down menu in the column header to filter only the “Yes” responses. Provide the following information for each contributing action in the LCAP for the relevant LCAP year:

- **6. Estimated Actual LCFF Supplemental and/or Concentration Grants:** Provide the total amount of LCFF supplemental and concentration grants the LEA estimates it will actually receive based on of the number and concentration of unduplicated students in the current school year.
- **Estimated Actual Expenditures for Contributing Actions:** Enter the total estimated actual expenditure of LCFF funds used to implement this action, if any.
- **Estimated Actual Percentage of Improved Services:** For any action identified as contributing, being provided on a Limited basis only to unduplicated students, and that does not have funding associated with the action, enter the total estimated actual quality improvement anticipated for the action as a percentage rounded to the nearest hundredth (0.00%).
  - Building on the example provided above for calculating the Planned Percentage of Improved Services, the LEA in the example implements the action. As part of the annual update process, the LEA reviews implementation and student outcome data and determines that the action was implemented with fidelity and that outcomes for foster youth students improved. The LEA reviews the original estimated cost for the action and determines that had it hired additional staff to collect and analyze data and to coordinate supports for students that estimated actual cost would have been \$169,500 due to a cost of living adjustment. The LEA would divide the estimated actual cost of \$169,500 by the amount of LCFF Funding identified in the Data Entry Table and then convert the quotient to a percentage. This percentage is the Estimated Actual Percentage of Improved Services for the action.

## LCFF Carryover Table

- **9. Estimated Actual LCFF Base Grant:** Provide the total amount of LCFF funding the LEA estimates it will receive for the current school year, excluding the supplemental and concentration grants and the add-ons for the Targeted Instructional Improvement Grant Program and the Home to School Transportation Program, pursuant to 5 CCR Section 15496(a)(8).

- **10. Total Percentage to Increase or Improve Services for the Current School Year:** This percentage will not be entered. The percentage is calculated based on the amounts of the Estimated Actual LCFF Base Grant (9) and the Estimated Actual LCFF Supplemental and/or Concentration Grants (6), pursuant to 5 CCR Section 15496(a)(8), plus the LCFF Carryover – Percentage from the prior year. This is the percentage by which services for unduplicated pupils must be increased or improved as compared to the services provided to all students in the current LCAP year.

## Calculations in the Action Tables

To reduce the duplication of effort of LEAs, the Action Tables include functionality such as pre-population of fields and cells based on the information provided in the Data Entry Table, the Annual Update Summary Table, and the Contributing Actions Table. For transparency, the functionality and calculations used are provided below.

### Contributing Actions Table

- 4. Total Planned Contributing Expenditures (LCFF Funds)
  - This amount is the total of the Planned Expenditures for Contributing Actions (LCFF Funds) column
- 5. Total Planned Percentage of Improved Services
  - This percentage is the total of the Planned Percentage of Improved Services column
- Planned Percentage to Increase or Improve Services for the coming school year (4 divided by 1, plus 5)
  - This percentage is calculated by dividing the Total Planned Contributing Expenditures (4) by the Projected LCFF Base Grant (1), converting the quotient to a percentage, and adding it to the Total Planned Percentage of Improved Services (5).

### Contributing Actions Annual Update Table

Pursuant to *EC* Section 42238.07(c)(2), if the Total Planned Contributing Expenditures (4) is less than the Estimated Actual LCFF Supplemental and Concentration Grants (6), the LEA is required to calculate the difference between the Total Planned Percentage of Improved Services (5) and the Total Estimated Actual Percentage of Improved Services (7). If the Total Planned Contributing Expenditures (4) is equal to or greater than the Estimated Actual LCFF Supplemental and Concentration Grants (6), the Difference Between Planned and Estimated Actual Percentage of Improved Services will display “Not Required.”

- 6. Estimated Actual LCFF Supplemental and Concentration Grants
  - This is the total amount of LCFF supplemental and concentration grants the LEA estimates it will actually receive based on of the number and concentration of unduplicated students in the current school year.
- 4. Total Planned Contributing Expenditures (LCFF Funds)
  - This amount is the total of the Last Year's Planned Expenditures for Contributing Actions (LCFF Funds)

- 7. Total Estimated Actual Expenditures for Contributing Actions
  - This amount is the total of the Estimated Actual Expenditures for Contributing Actions (LCFF Funds)
- Difference Between Planned and Estimated Actual Expenditures for Contributing Actions (Subtract 7 from 4)
  - This amount is the Total Estimated Actual Expenditures for Contributing Actions (7) subtracted from the Total Planned Contributing Expenditures (4)
- 5. Total Planned Percentage of Improved Services (%)
  - This amount is the total of the Planned Percentage of Improved Services column
- 8. Total Estimated Actual Percentage of Improved Services (%)
  - This amount is the total of the Estimated Actual Percentage of Improved Services column
- Difference Between Planned and Estimated Actual Percentage of Improved Services (Subtract 5 from 8)
  - This amount is the Total Planned Percentage of Improved Services (5) subtracted from the Total Estimated Actual Percentage of Improved Services (8)

**LCFF Carryover Table**

- 10. Total Percentage to Increase or Improve Services for the Current School Year (6 divided by 9 + Carryover %)
  - This percentage is the Estimated Actual LCFF Supplemental and/or Concentration Grants (6) divided by the Estimated Actual LCFF Base Grant (9) plus the LCFF Carryover – Percentage from the prior year.
- 11. Estimated Actual Percentage of Increased or Improved Services (7 divided by 9, plus 8)
  - This percentage is the Total Estimated Actual Expenditures for Contributing Actions (7) divided by the LCFF Funding (9), then converting the quotient to a percentage and adding the Total Estimated Actual Percentage of Improved Services (8).
- 12. LCFF Carryover — Dollar Amount LCFF Carryover (Subtract 11 from 10 and multiply by 9)
  - If the Estimated Actual Percentage of Increased or Improved Services (11) is less than the Estimated Actual Percentage to Increase or Improve Services (10), the LEA is required to carry over LCFF funds.

The amount of LCFF funds is calculated by subtracting the Estimated Actual Percentage to Increase or Improve Services (11) from the Estimated Actual Percentage of Increased or Improved Services (10) and then multiplying by the Estimated Actual LCFF Base Grant (9). This amount is the amount of LCFF funds that is required to be carried over to the coming year.



- 13. LCFF Carryover — Percentage (12 divided by 9)
  - This percentage is the unmet portion of the Percentage to Increase or Improve Services that the LEA must carry over into the coming LCAP year. The percentage is calculated by dividing the LCFF Carryover (12) by the LCFF Funding (9).

California Department of Education  
January 2022